

**Voyaging from the Past, to the Present,  
and into the Future: Knowing Your Heritage.  
Selected Papers from 13<sup>th</sup> Annual  
PIALA Conference 2003**

**Pacific Islands Association of  
Libraries, Archives, and Museums**

**November 4-6, 2003  
Pohnpei, Federated States of Micronesia**

**Voyaging from the Past, to the Present, and into the Future:  
Knowing Your Heritage.  
Selected Papers from 13<sup>th</sup> Annual PIALA Conference 2003**

Edited by Paul B. Drake

ISBN 978-1-892485-15-1

**Pacific Islands Association of Libraries, Archives, and Museums**



## Preface

Established in 1991, PIALA (Pacific Islands Association of Libraries, Archives and Museums) is a regional association committed to fostering awareness and encouraging cooperation and resource sharing among libraries, archives and museums and related institutions of the Pacific Islands.

The 2003 13<sup>th</sup> Annual PIALA Conference was held in Pohnpei, Federated States of Micronesia and presented opportunities to promote PIALA's mission, develop cooperation, and showcase museums, archives and libraries in the Pacific Islands area.

PIALA continues the digital publication of its annual conference proceedings. Print copies will not be available. The digital file has been submitted to ERIC and a link to it will be posted on the PIALA website: <http://sites.google.com/site/pialaorg/>

Much appreciation is given to the Conference organizers, the members and officers of the Libraries, Archives, and Museums of Pohnpei (LAMP), the PIALA Officers and Executive Board, presenters and attendees who together made this a successful conference.

A special "thank you" to Bruce Robert of the College of Micronesia – FSM National Campus who gathered material from presentations for these proceedings. This publication is the primarily based on the material he collected.

Thank you also to the presenters who were asked to review material created almost ten years earlier. Handouts for some presentations are included to share more of the information presented at the 13<sup>th</sup> Annual PIALA Conference.

In Service,

Paul Drake, Editor  
Mangilao, Guam  
[pdrake@uguamlive.uog.edu](mailto:pdrake@uguamlive.uog.edu)

## Table of Contents

Preface .....	3
Table of Contents .....	4
PIALA 2003, Pohnpei Planning & Steering Committee .....	6
PIALA Officers and Executive Board, 2002-2004 Term .....	6
PIALA 2003 Conference Program .....	7
Keynote Address: Personal Heroes .....	13
Jane Barnwell	
Hawaii/ Pacific Subject Authority Funnel Project .....	19
Ruth Horie	
Kosrae State Entity Report .....	20
Aaron Sigrah	
Special Libraries in Vanuatu .....	21
Betsie Leisale Kaltabang	
Secretariat of the Pacific Community Library Activities 2003 .....	23
Rachele Oirente	
Traditional Island Crops Website & ADAP Program Resources .....	25
Eileen Herring	
It's Just a Piece of Paper, or Is It: The Story of Records in Micronesia .....	34
Tom Beckman	
Panel Questions: "Whose Job Is It?" and "Shedding Light and Building Support" .....	43
Practical Techniques for Managing Library Electronic Resources .....	44
Thomas Hodge	
Access to Free Materials: Support for Education Collections with Government Documents ....	70
Suzanne T. Bell	
Searching EBSCO via PREL .....	80
Franda Liu	

Presenting and Preserving Photographs .....	83
Lynn Davis	
Result of the library professional development survey taken at PIALA 2002 .....	86
Nancy Lane	
Project to Create and Expand Digital Databases for Three Collections in the University of Hawai'i at Manoa Libraries: Final Report for Grant LL-80211-98 .....	88
Martha Chantiny	
Appendix 1: PIALA 2003 Program Report .....	101
Appendix 2: Chronology of PIALA Conferences with Links to Proceedings .....	109
Appendix 3: Hawaii Library Association Resolution on the International Partnership between HLA and PIALA .....	111
Appendix 4: PIALA flyer .....	112
Appendix 5: 13 <sup>th</sup> PIALA Annual Conference registration materials .....	113

## PIALA 2003, Pohnpei Planning & Steering Committee

### Planning Committee Chairman

Mrs. Carmina Lihpai, Librarian, Pohnpei Public Library, Kolonia, Pohnpei, FM

### Members-at-Large

Heather Kaschmitter	Nanpei Memorial School Library, Kitti, Pohnpei
John Leopold	FSM Archives, Palikir, Pohnpei
Iris Falcom	College of Micronesia-FSM, Palikir, Pohnpei
Elsa Veloso	Micronesian Seminar, Kolonia, Pohnpei
Eloisa Bedural	Micronesian Seminar, Kolonia, Pohnpei
Mike Chipen	Sokehs Pah Elementary School, Sokehs, Pohnpei
Osaia Santos	FSM Youth Coordinator, Palikir Pohnpei
John Weilbacher	Dept. of Land and Natural Resources, Kolonia, Pohnpei
Johnny Rudolph	Nukuoro Elementary School, Nukuoro, Pohnpei
Emensio Eperiam	Pohnpei Historical and Cultural Division, Kolonia, Pohnpei
Lester Ezekias	Pohnpei Public Library, Kolonia, Pohnpei
Lara Federov	Conservation Society of Pohnpei, Kolonia, Pohnpei
Ebinesel Mikel	Enipeim Elementary School
Bruce Robert	College of Micronesia-FSM Archives, Palikir, Pohnpei
3Monaliza Pangelinan	Pohnpei State Legislature, Kolonia, Pohnpei
Loryna L. Gilmete	Pohnpei State Legislature, Kolonia, Pohnpei
Melyann Mallarme	Micronesian Red Cross
Ellen Parr	
Riannon Waters	
Patti J. Hinderliter	Peace Corps Volunteer, Kolonia, Pohnpei
Marieta J. Paiden	FSM Congress Library, Palikir, Pohnpei
Jean Thoulag	College of Micronesia-FSM LRC, Palikir, Pohnpei

### **Pacific Islands Association of Libraries, Archives, and Museums (PIALA) Officers and Executive Board, 2002-2004 Term**

President	Carmina Lihpai, Pohnpei Public Library, Kolonia, Pohnpei
Vice-President	Imengel Mad, Palau Community College, Palau
Secretary	Lynn Sipenuk, Chuuk High School Library, Chuuk, Micronesia
Treasurer	Lydia Tibon, University of the South Pacific, Marshall Islands

PIALA 2003 Web page: <http://www.uog.edu/rfk/piala/PIALA-1.html>

## PIALA 2003 Conference Program

**Monday, November 3<sup>rd</sup>**      **Pre Conference Activities**  
**8:00-5:00pm**                      **Registration**                      **Pohnpei Public Library**

**8:30-3:00**                      **Basic Cataloging Workshop**                      **Pohnpei Public Library**  
Lucy Oducado, Librarian, Cataloging Services, College of Micronesia-FSM,  
Atarino Heiliesar, Librarian, US & UN Documents, College of Micronesia-FSM

This workshop is for those who are new to libraries or with little or no experience in classifying or cataloging books. It will be part theory and part hands on practice in how to organize, classify, and set up a simple cataloging system for the books in your library. After a lunch break, this session continues in the afternoon from 1:30 until 3:00pm.

**8:30-12:00**                      **Electronic Cataloging**                      **COM-FSM, Pohnpei Campus in Kolonia**  
**Computer Lab Room 11**  
Ruth Horie, Librarian, Cataloging Services, Hamilton Library,  
University of Hawaii at Manoa

This workshop is designed as an intermediate to advance cataloging workshops for those who already have cataloging skills, use MARC records, and who want to learn more about electronic cataloging techniques and resources. Limited to 25 people.

**8:30-12:00**                      **Making Your Dreams Come True**                      **COM-FSM, Pohnpei Campus in Kolonia**  
**From Strategic Planning to Fundraising**                      **Pohnpei Campus Room (TBA)**  
Jean Thoulag, Director, Learning Resources Center, College of Micronesia-FSM

In this 3 hour workshop, participants will learn the components and process of Strategic Planning, receive "tools" to create a strategic plan and conduct an institutional assessment, develop a mission with goals and objectives, and link budgets and funding strategies to realize their "dreams".

**12:00-1:30**                      **LUNCH ( on your own)**

Quick lunch options in walking distance of workshop sites include- Sei Restaurant, Namiki Restaurant, Joy Hotel Restaurant, Joy Restaurant, Arnold's Pizza, Ocean View's Orchid Restaurant, Palm Terrace Food Court and Mobil Gas Station Food Court.

**1:30-3:00**                      **Continuation of Basic Cataloging**                      **Pohnpei Public Library**

**1:30-3:00**                      **Disaster Planning and Recovery**                      **Micronesian Seminar**  
Lynn Davis, Head, Preservation Department, **Catholic Mission area \***  
Hamilton Library, University of Hawaii at Manoa

Do you have a plan to prepare your library, museum or archives in case tropical storms, typhoons, mudslides, or earthquakes threaten? What should you do in the event that there is a disaster that hits? What is the best way to save your materials and recover operations? This session provides information and tips to answer these questions.

\*( The building is down the road a short walking distance behind the Catholic Church . Parking below is limited. You may park at the church grounds)

**3:30-5:00**                      **FSM-ALAM Meeting**                      **Pohnpei Public Library**  
FSM ALAM Officers

This is a general meeting for members of the FSM Association of Libraries, Archives, and Museums. The meeting agenda includes an update of IMLS grant information for the FSM, adoption of the FSM Libraries Services Strategic Development Plan, election of new officers and other topics. Guest observers are welcome.

**Open Evening**

**Tuesday, November 4<sup>th</sup>**

All Sessions for Tuesday are at Pohnpei State Legislature Building located at the Pohnpei State government offices compound a short walk from the Pohnpei Public Library.

**PIALA Conference**

**Day 1**

**8:00-8:45**

**Registration**

**Pohnpei Public Library**

or

**Pohnpei State Legislature**

**9:00-10:00**

**Opening Ceremony**

Prayer:

Rev. Edgar Isaac

PIALA Welcome:

PIALA President, Carmina Lihpai

Pohnpei State Welcome: Governor Johnny P David

Keynote Address:

Jane Barnwell, Pacific Librarian, Hamilton Library, University of Hawaii at Manoa

Introductions

Entity Groups and Presenters

Song:

Miss Pohnpei

Program Notes

Carmina Lihpai and MC

**10:00-10:30**

**Morning Refreshments**

**10:30-12:00**

**Entity Reports**

Palau, Guam, CNMI, Marshalls, Hawaii, Kiribati, Vanuatu, SPC/New Caledonia, FSM: Chuuk,, Kosrae, Yap, Pohnpei

**12:00-1:30**

**Lunch Hosted by PIALA at Pohnpei State Legislature**

**1:30-2:15**

**Traditional Island Crops Website & ADAP Program Resources**

Eileen Herring, Science Librarian, Hamilton Library, University of Hawaii/Manoa

**2:00-2:30**

**Belau National Museum Digital Photo Project**

Imengel Mad, Librarian, Palau Community College Library

Simeon Adelbai, Belau National Museum

**2:30-3:15**

**Medline and Teledent at Pohnpei State Health Services**

Simao Nanpei, Director of Pohnpei Health Services

Winsner David, Pohnpei Health Services

**3:15-3:30**

**Refreshments Break**

**3:30-5:00**

**Pohnpei State: Preservation and Records Management**

**A Panel Presentation**

Pohnpei Historic Preservation Office: Mr.Emensio Eperiam

FSM Historic Preservation Office: Dr. Rufino Mauricio

Pohnpei Land Court

Judge Tadasy Yamaguchi

Pohnpei Land Office

Mr.Youser Anson

Pohnpei State Legislature

Mr. Tom Beckman/ Monalisa Pangelinan

**6:30pm**

**Welcoming Dinner/Reception**

**Pohnpei Visitors Bureau Nahs**

Sponsored by the Office of the Governor, Honorable Johnny P. David



Wednesday November 5<sup>th</sup>  
Day 2

Sessions are at Pohnpei Public Library or Pohnpei Visitor's Bureau

- 8:00-8:30**                      **Early Bird Coffee**                      **Pohnpei Public Library**  
**8:30-9:00**                      **Micronesian Seminar Projects**                      **Pohnpei Public Library**  
**Fr. Francis X Hezel , Director, Micronesian Seminar**  
A presentation on the current developments for the Micronesian Seminar Website, historical photo project, and other ongoing projects.
- 9:00-9:30**                      **“Whose Job is It?” A Panel Discussion on the topic of collaborative roles we need to have in place to gather, preserve and share our heritage?**  
Moderator: Jean Thoulag/Bruce Robert COM-FSM LRC  
Panelists: **Fr. Fran Hezel**, Director, Micronesian Seminar; **Jane Barnwell**, Pacific Librarian, Hamilton Library, UH/Manoa; **Lynn Davis**, Preservation Librarian, Hamilton Library, UH/Manoa; **Dr. Rufino Mauricio**, FSM Historical Preservation Office; **Iris Falcam**, Pacific Librarian, Micronesia-Pacific Collection, College of Micronesia-FSM; **Michelle Young**, Yap HPO/Yap Museum
- 9:30-10:00**                      **Preservation through Prevention**  
**Lynn Davis, Head, Preservation Services, Hamilton Library, UH/Manoa**  
Preservation of collections in tropical Pacific Island environments is challenging. This session will present advice and practical suggestions for caring for materials to address this challenge.
- 10:00-10:30**                      **Morning Refreshments**

Concurrent Sessions take place for the remainder of the day. Participants choose one session from each time block. Pohnpei Visitor's Bureau is located just behind the Pohnpei Public Library.

- 10:30-12:00**                      **Practical Tips for Managing Library Electronic Resources**  
**Pohnpei Public Library, Children's Room**  
**Thomas Hodge, Systems Librarian, RFK Library, Univ. of Guam**  
The presentation will focus on cost-effective and practical techniques for managing library electronic resources such as individual electronic journal subscriptions, electronic journal subscriptions from aggregator databases, e-books, cataloged web sites, and online indexes. Tools and techniques covered will include 1) effective use of web catalogs; 2) obtaining, batch editing, loading & maintenance of MARC records with 856 (URL) tags; 3) utilizing a vendor supplied or library-hosted linking server; 4) authentication techniques such as authenticating against the patron database, using referring URL, IP validation, username/password & scripting methods, and utilizing proxy servers. Implementation examples will include the RFK Library's Electronic Library Project as well as other libraries.
- 10:30-12:00**                      **Staff Development and Training Opportunities in the Region**  
**A Roundtable Information Sharing Session**  
**Pohnpei Visitors Bureau**  
**Moderator: Laura Kaspari Hohmann,**  
What kinds of library and training needs do you and your staff have? How are you meeting these training needs? What developments for training opportunities are being planned or organized in your island/state/region? What other institutions, colleges, associations, or agencies are you collaborating with to meet your training needs?
- 10:30-12:00**                      **Digitizing Photos and Documents for Digital Libraries**  
**A Demonstration of Equipment and Software**  
**Pohnpei Public Library**  
**Atarino Helieisar, Bruce Robert, and Petrus Ken, Learning Resources Center, College of Micronesia-FSM; and Simeon Adelbai, Belau National Museum,**  
Does your library, museum, or archives own special documents and photos that you want to be shared with others? Why not digitize them? Come see a demonstration of the equipment, software, and techniques used to digitize photos and documents found in the COM-FSM and Belau Museum collections.
- 12:00-1:30**                      **Lunch**

**Wednesday afternoon Concurrent Sessions continued...**

- 1:30-3:00**                    **Information Literacy Skills Development with Students**  
**Pohnpei Visitor's Bureau**  
**Nancy Lane, Information Officer, Pacific Resources in Education and Learning**  
Students these days are expected to be 'information literate'? But what does this really mean in day-to-day practical terms? In this session, we will undertake several short hands-on activities that you can carry out in your own library, and then look at how these activities meet one or more of the nine information literacy standards published by the American Association of School Librarians and the Association for Educational Communications and Technology. You will also work in small groups to develop your own activity and share it with the larger group.
- 1:30-3:00**                    **Finding the Answer to Difficult Reference Questions!**  
**Pohnpei Public Library, Children's Room**  
**Anastasia Tarmann Lynch, Academic Librarian, Learning Resources Center, College of Micronesia-FSM**  
If you are a beginner at library or reference work, this session is meant to introduce you or clarify for you what most people in the library world call reference work. If you are already practiced at this kind of work, this session is meant to give you some research strategies for those difficult reference questions.
- 1:30-3:00**                    **Grant Opportunities and Grant Proposal Writing**  
**Pohnpei Public Library, Main Room**  
**Jean Thoulag, Director, Learning Resources Center, College of Micronesia-FSM**  
Do you have project or special need and want to try for a grant to fund the project? Learn about possible grant opportunities, strategies for funding projects, how to prepare effective grant proposals, and tips for successfully implementing a grant project.
- 3:00-3:30**                    **Afternoon Refreshments and Break**
- 3:30-5:00**                    **Access to Free Materials: Supporting Education Collections with Government Documents**  
**Pohnpei Public Library Children's Room**  
**Suzanne T. Bell, Government Documents Librarian, RFK Library, Univ of Guam**  
This presentation will explore the range of information available cost-free from the Federal Government. The Government Printing Office (GPO) is in the midst of an electronic transformation from hard copy print materials to digital format. Increasing opportunities now exist to supplement resources for educators, by accessing and teaching with documents. Teachers and library media specialists may now obtain invaluable resources to enrich lesson plans and curriculums, with materials appropriate for K-12, including college programs. The range of sources from the National Archives, NASA, Library of Congress and tracking legislation are available and so much more. For younger learners opportunities include CIA for Kids, A Kids Guide to the Smithsonian, or a site for junior astronomers. The Federal Document Library Program is a valuable national resource.
- 3:30-5:00**                    **How Do Teachers' Information Seeking Skills Compare with Others?**  
**Pohnpei Visitor's Bureau Conference Room**  
**Franda Liu, Information Specialist, Pacific Resources in Education and Learning, Hawaii**  
Information seeking is one of the key competencies for teachers to renew knowledge and to enhance teaching in any learning environment. By reviewing the existing research literature and completing a survey designed to collect user data from the Pacific, we hope to discuss issues for integrating educational technology into the Pacific.
- 6:30**                            **Reception/Dinner**                    **Pohnpei Visitor's Bureau Nahs**  
Hosted by Friends of Pohnpei Public Library & Pohnpei PIALA Committee

**Thursday, November 6<sup>th</sup>**

**8:00-8:30 Early Bird Coffee Pohnpei Public Library**

**8:30-9:00 The Art of Promotion: Pohnpei Visitor's Bureau (PVB)**

Tevita Salato, Director, Pohnpei Visitor's Bureau

How does PVB promote Pohnpei? What strategies might work for libraries, archives and museums?

**9:00-9:15 Yap Museum Project Pohnpei Public Library**  
**Michelle Young, Yap Historical Preservation Office**

**9:15-10:30 Kolonia Town Visits**

Planned visits to Micronesian Seminar Library, Pohnpei Catholic School Library, Lidorkini Museum & Maritime Museum

**10:30-11:00 Bus/Drive to FSM Capital Complex in Palikir**

**11:00-12:30 FSM Capital Complex Tour**  
**Begin at Central Building**

FSM Congress Library and Archives Office, FSM Congress Chambers, Supreme Court, FSM Supreme Court Library, President's Office.

PIALA Officers' Courtesy Call with FSM Vice President and Secretary of FSM Dept. of Health, Education, and Social Affairs

**12:30-1:30 Lunch at COM-FSM Learning Resources Center, MITC Center**  
Sponsored by Micronesian Seminar and the College of Micronesia-FSM

**Concurrent Sessions at COM-FSM Campus in the afternoon**

**1:30-3:00 Search EBSCO via PREL**

**Classroom Building A**

**Room 201 Computer Lab**

**Franda Liu, Information Specialist, Pacific Resources in Education and Learning**

PREL offers free online access to EBSCO databases to all teachers, students, parents, educational administrators and researchers in the U.S. affiliated Pacific. Join us on this hands-on workshop to explore more than 4,000 of the world's leading magazine and journals in education, health, business, computing, news, and general interest.

**1:30-3:00 The Green Road Show: MITC Room 1**  
**Conservation Society of Pohnpei Staff**

Learn about a unique community based conservation program for children that includes a traveling show to teach children to appreciate and protect their environment.

**1:30-3:00 Staff Development and Training Opportunities in the Region**  
**Round Table Discussion**

**Learning Resources Center, MITC Room 2**

**Facilitator, Laura Kaspari Hohmann**

This is a continuation of the session from Wednesday. This sessions will be a focus on how we can collaborate in the region to meet training needs.

**1:30-3:00 COM FSM LRC and Campus Tour**  
**Tour begins at MITC at back side of Learning Resources Center**

Take a tour around the two-story Learning Resources Center and visit the Curriculum Resources Center, the Micronesian-Pacific Collection, Trust Territory Archives, and US and UN documents collections. Walk around campus and be sure to have a look at the largest building on campus—the new FSM-China Friendship Center.

**3:00-3:30 Afternoon Refreshments and Break (Sessions continue from 3:30-5:00)**

**Thursday afternoon sessions continued. ..**

**3:30-5:00 Building An Education Collection For Teacher Training  
MITC Room 1**

**Anastasia Tarmann-Lynch, Academic Librarian, COM-FSM**

Information and lessons learned about collection development. COM-FSM Learning Resources Center's strategies for building an education collection from scratch which librarians can use as a framework for collection development in their own libraries.

**3:30-5:00 Presenting and Preserving Photographs  
MITC Room 2**

**Lynn Davis, Head, Preservation Services, Hamilton Library, UH/Manoa**

This session will present techniques for caring for photographs in your collections.

**3:30-5:00 COM-FSM Learning Resources Center and Campus Tour  
Tour begins at MITC at back side of Learning Resources Center**

Take a tour around the two-story Learning Resources Center and visit the Curriculum Resources Center, the Micronesian-Pacific Collection, Trust Territory Archives, and US and UN documents collections. Walk around campus and be sure to have a look at the largest building on campus—the new FSM-China Friendship Center—a state of the art multi purpose recreational facility.

**5:00-5:30 Bus returns to Kolonia Town**

**5:30-6:30 Visit and pay respects to Dakio Syne's family for those who wish.  
(Their home is on road back to Kolonia)**

**6:30 Open Evening for Participants (PIALA Board of Director's Meeting)**

\*\*\*\*\*

**Friday, November 7<sup>th</sup>**

**PIALA Conference Day 4 All Session will be held at Pohnpei Public Library**

**8:00-8:30 Early Bird Coffee**

**8:30-9:00 Regional Association Updates  
PARBICA, IFLA, IAMSLIC, HLA, UNESCO, others?**

**9:00-9:15 Results of Professional Development Survey  
Nancy Lane, Pacific Resources in Education and Learning**

**9:15-10:00 Panel Discussion: Shedding Light and Building Support  
Promotion and Advocacy in the Community for our Mission and Goals**

**Moderator: Jane Barnwell**

**Panelists**

**Imengel Mad, Palau Community College/Palau Association of Libraries;  
Lydia Tibon, Marshall Islands Library Association/USP Service Center; Ruth Horie,  
Hamilton Library, Laura Kaspari- Hohmann, CNMI Libraries; Carmina Lihpai,  
PIALA; Marinao Tiare, Kiribati Library Association,**

**10:00-10:15 Morning Refreshments Break**

**10:15-10:40 PIALA General Meeting: Fiscal Report, Next Meeting Venue and Dates**

**10:40-11:00 Closing Activities: Gifts, Farewells, Lucky Draw**

**12:00 Depart for Nan Madol Ruins Trip Hosted by Pohnpei HPO and FSM HPO**

**6:30pm Farewell Dinner/Reception Pohnpei Visitor' Bureau Nahs  
Hosted by Feliciano Perman, Speaker of the Pohnpei State Legislature**

**Personal Heroes:**  
**Keynote address for the 13<sup>th</sup> annual PIALA Conference**  
**Jane Barnwell**  
**Pacific Specialist, University of Hawai'i at Manoa Library**

Good morning and warmest aloha to all of you – honored guests, PIALA officers and members, the local organizing committee for this our 13<sup>th</sup> annual conference, colleagues, and friends. A special welcome to those who are attending PIALA for the first time!

I was invited me deliver this year's keynote address, I thought "If it were not for the honor, I'd just as soon sit down comfortably, preferably near the back with a strong cup of coffee, and listen to someone inspiring, **with** all of you!"

Yesterday I ran into Jean Thoulag at the Joy Restaurant, at lunchtime, and she said she was looking forward to hearing something to inspire her for a year. I suggested to her that she had very high and unrealistic expectations, and I insisted I could make no such promises.

I will, however, try to provide you with inspiration to keep going, at least for this week.

When I first thought about what I might talk about this morning, I tried to focus on the wonderful and appropriate theme of this year's PIALA conference – *Voyaging from the past, to the present, and into the future: knowing your heritage.*

When I thought about what inspires me, what keeps me going, and why I try to work hard and do the right thing, inevitably there is an image of a person looming over me...not just any one person, but one or more of my personal heroes.

The most obvious of these heroes is my son, Kiukl. I am inspired by his wonder, creativity, curiosity, and delight. Another ever-present hero in my life is my Mom. Though now

passed away, she remains a remarkable force in my life. She raised 8 of us solo after my Dad died at age 44, and encouraged us all to pursue higher education despite the sacrifices it meant for her personally.

So, as I thought about my heritage, and this year's theme, I realized that my heritage is made up of these people, my personal heroes – the people I admire, the people who have helped me, the people who have influenced me, the people who have surprised me, and the people who continue to guide me. Often, these people are not aware of their influence on me.

My heritage, like that for each of you here today, is grounded in the events -- the voyages -- which have shaped my life. Before I tell you about my heroes, I would like to ask each of you to write down the names of a few of your own personal heroes. Try to include one or two qualities that make these people important to you. Now, please take just a few minutes and turn to the person next to you and share with each other who your personal heroes are.

Thank you all for reflecting on your own personal heroes.

I would now like to share with you some specific incidents from real life in which my personal heroes have played a role. I will try not to embarrass any of these heroes, but I must tell you that some of my personal heroes are in the audience today!

In Jean's introduction, she gave a brief synopsis of my professional life. What she did not tell you is that I was influenced to become a librarian because of two of my heroes: my Aunt Betty, still going strong at 86 and still inspiring me, who was a special librarian in New York City for a large advertising agency; and my older sister Beth, who passed away in 1978 at age 33, who was a public librarian in Michigan. When I stubbornly pursued anthropology and (gasp!) museum studies as an undergraduate, I can still see them both telling me, "But, Jane, being a librarian is in your blood!"

It was at Beth's funeral, when I was in my senior year at college, that I felt the profound impact she had had as a librarian in the lives of her community. Little children who had loved her puppet story hours brought new puppets to the funeral home for a lending puppet tree established in Beth's memory. Although my life took a few more detours, I did finally give in and pursue a graduate degree in library science.

What I learned about libraries in my first professional position in Oregon was basically pretty boring textbook theory and practice. What intrigued me, though, was the summer of 1988, when the University of Oregon's Micronesia Program brought about a dozen of you to our campus for library training...Isabel (Rungrad) and Helen (Salap) from Yap, Tamar (Jordan) from the Marshalls, Fermina (Salvador) and Bedebii (Sadang) from Palau, to name just a few. I had never seen such a close knit group despite the vast distances separating your libraries, and I had certainly never seen so many people shivering in the Oregon summer! I was inspired by the dedication of this group of librarians. These trailblazing heroes returned home with tales of riding (and surviving) the rapids in Oregon's rivers, and lugging heavy sets of reference books to update their collections.

I vowed then to expand my personal definition of what being in the position of "Pacific specialist" meant, and included a personal commitment and contribution to library development in the region.

During the years I lived and worked in Palau I was very fortunate to have opportunities to visit island libraries throughout Micronesia. On my way to take the Palau Community College job in Palau in 1994, in fact, I island hopped across the region assessing each entities' automation readiness. I observed Tamar Jordan holding story hours in the open air space below Alele Museum on her own time, on Saturday. A personal hero was born in my mind on that day.

A few days later, I visited the newly built public/school library in Kosrae, and admired the heroic foresight of the library and education administrators, including Takeo Likiaksa, who realized more could be done with less.

In Pohnpei, I visited our beloved Dakio (Syne) and Iris (Falcam) in the COM-FSM Library, and recall this is some years before the Palikir campus was built. Both lamented the backlog of Pacific Collection cataloging, and I reassured them that no library was real without a backlog. As true heroes do, they never gave up, they persevered, they kept tackling their piles, and simply moved the backlog with them to newer only slightly less crowded space! Wouldn't it have been easier to simply dump it all in the trash and start over?

In Chuuk, Kersweet Eric Eria, said to me, upon visiting him at the Chuuk State campus, "Jane, how can I convince my boss that the library is not a storage room for old textbooks?" I recall being struck by Kersweet's desire to build an appropriate collection. Kersweet knew the value of his library to the students, and by pushing for what they needed he was their advocate, their hero. And he became one more of mine.

Also in Chuuk, while I was literally curled up on top of one of the tables in the high school library due to intestinal discomfort, Lynn Sipenuk talked to me about all of her successful reading promotion projects. Those of us who know and love Lynn know that she can talk! I am not sure I really heard any of the details, but I heard a hero, a champion, and an enthusiastic one who never lets the obstacles get in her way.

Visiting Helen Salap at the Outer Islands High School in Yap, she was quick to show me her pride and joy: a new and I mean brand NEW encyclopedia set, sent out by a researcher from Texas who had been on Falalop that year. It was red, it was beautiful, it was not missing any of the volumes. Unfortunately, when I returned to visit a year or so later, the rats had eaten the binding. Was this hero discouraged? "Well, even the rats have to eat something," Helen



matter-of-factly said in her no nonsense manner. We both learned something, and I learned that Helen is one of my heroes.

Back in Yap Center, Isabel Rungrad was hard at work fund raising for her new library. A sign on the door listed donors, everyone from some kids' 25 cents to YCA's \$250. Over a decade later, Isabel still has not given up on her dream of a new public library for Yap State. Heroes never do give up on dreams, do they?

Turning now to more recent memories, I remember the first time I met Bruce Robert, in the new COM-FSM Library. He had actually read the entire Follet software manual, and asked me if I knew about all these great things you could do with your circulation data. I was very impressed!

And I remember meeting Jean Thoulag for the first time, the human dynamo. Jean was working at the college here, but not yet directly involved in the library, and she had the most energy and best ideas because she cared about the students.

I remember the first time I met Carmina (Lihpai). She was young, and shy. Yes, this is the same confident person who is now a PIALA leader and Pohnpei library hero!

Finally, Palau. Home. Will I ever forget the first day, walking into the Palau Community College Library, seeing one cavernous room with the *PDN*, *Newsweek*, and *Sports Illustrated* on the rack, a lot of dusty books, no copier, no phone, barely a functioning typewriter, and there sat Grace Merong. She had been on the job about 2 months. Grace started from square one...and now I would challenge any of you to match cataloging wits with Grace. She is an expert, she cares about what she is doing, and she is one my heroes. Who else could motivate PCC students to literally shovel up the old tiles and help lay the new floor? Or get them to help

move the shelves and the collections for the 5<sup>th</sup> time in as many months! A hero displays initiative, and I saw the students learning this through Grace's example.

Grace is also a library architect. She is a wizard who knows and understands how the users use the library, and she never failed to come up with the perfect floor plan for the many reincarnations of our space as the collections and resources expanded.

Years later, I remember when Imengel Mad was transferred into the PCC Library from the Continuing Education office. I have never seen anyone decide to make the most of an unpleasant situation, and do it so well. She decided to take that Micronesia-Pacific Collection and make it her own. Her commitment has meant that students and researchers in Palau have access to a first-rate local content collection. Imengel is another one of my personal heroes.

Miriam Kual was also recently transferred into the PCC Library, after a long career in PCC's Multi-Media Unit. I admire Miriam's willingness to take on a whole new job, and one of her heroic contributions is proving that one can do this, at any age. I think the students respect her for this; I know that I do.

I believe that personal heroes give us reason to do what we do: to be dedicated, to persevere, to build our collections systematically, to take initiative, to hope for the future, and I hope that by sharing the significance of my personal heroes with you this morning you will all feel this same hope and confidence in what you are doing and in what you are often struggling to do. Please use your own reflections as the basis for your own positive growth, and to inspire you to keep going.

Thank you all for being my true personal heroes for Micronesia's libraries! Have a wonderful conference.

**Hawaii/Pacific Subject Authority Funnel Project**  
**Ruth Horie, University of Hawaii at Manoa**  
**Librarian, Cataloging Department**

*Editor's Note: This was presented as part of the Electronic Cataloging Pre-Conference presentation*

<http://www.loc.gov/catdir/pcc/saco/hawaii.html>

Propose new LC subject headings:

The Hawaii/Pacific Subject Authority Funnel Project began in winter 2002 and falls under the Library of Congress Cooperative Cataloging Program Subject Authority Cooperative Program known as SACO <http://www.loc.gov/aba/pcc/saco/>. It is a project initiated through the interest of LC's Program for Cooperative Cataloging participant Nancy Sack, University of Hawaii at Manoa, who serves as the coordinator for this regional subject funnel. The host institution for the project is the University of Hawaii at Manoa which is the flagship campus of the University of Hawaii system and the premier institution of higher learning and research in the Pacific Basin.

Currently the funnel project is concentrating on the creation of new subject headings and the changing or updating of old subject heading that are reflected in the collections of the Hawaiian Islands and surrounding Pacific Basin. It is envisioned that the forthcoming contributions will be able to provide greater and better access to these regional materials through this project. To date a small number of proposals gave been forwarded, with the first approved project heading being "Nukumanu Atoll (Papua New Guinea) " sh2002009692

Anyone interested in becoming a participant in the funnel project should contact Nancy Sack, University of Hawaii at Manoa, by email [sack@hawaii.edu](mailto:sack@hawaii.edu) or by telephone: 808.956.2770.

Current participants in the Hawaii/ Pacific Subject Authority (SACO) Funnel Project :

Honolulu Community College (HHC)  
Kapiolani Community College (HHK)  
Kauai Community College (HiLiKCC)  
Leeward Community College (HPcL)  
Maui Community College ( HiKhMCC)  
University of Hawaii at Hilo (HH1U)  
University of Hawaii at Manoa (HU)  
Windward Community College (HiKaWCC)

**Kosrae State Entity Report**  
**Aaron Sigrah**  
**Rose Mackwelung Library**

The Kosrae Library Service, as always, would like to submit the following as its Update Report.

From November 2002 when the PIALA Conference was held in Chuuk till October 30<sup>th</sup> 2003, we have come through certain ups and downs as always, but we would report things as it goes.

In terms of donations, we are very fortunate to couple of donations:

1. The Last Civic Action Team in Kosrae: 200+ books
2. Bill & Melinda Gates Foundation: 6 computers
3. Church of Jesus Christ Latter Day Saints: 200+ boxes of books
4. Kosrae Village Resort: Pacific magazines
5. Kaseleliah Press: copies of newspaper

In the terms of expectations, we are expecting

1. \$10,000 worth of books ordered by COM- FSM Kosrae
2. Three Agriculture References from Hawaii

On the other hand: we are in the bad shape of our online cataloging, and we also still need everyone's help in anyways appropriate.

Kulo, Na MaLulap!!!

**Special Libraries in Vanuatu**  
**Betsie Leisale Kaltabang**  
**Librarian, Reserve Bank of Vanuatu**

**Abstract**

This paper aims to describe the role, development and problems affecting special librarians in Vanuatu. Special libraries are a big percentage of libraries in Vanuatu, but these libraries are underdeveloped and need a lot of improvement.

**Introduction**

In this paper, I will describe the importance of special libraries in Vanuatu. Special libraries serve as an important factor in a society by disseminating information in regards to their aims and objectives. Special libraries sometimes become isolated and least known for their roles within their parent organizations.

**Situations**

The Vanuatu Library Association (VLA) was established in 1992. The library profession in Vanuatu has been way below average compared to other Pacific island nations. With the active role of VLA to unite all persons interested in libraries and librarian as a profession and to encourage and foster library development in the workplace, librarianship is now slowly being recognized as a career path. About 80% of Vanuatu's libraries are special libraries and mostly found in government departments and statutory institutions. With the fast-growing number of publications and records kept in the work place, the demand for establishing libraries became a great concern. We now are beginning to see the establishment of more special libraries as some institutions begin to understand the importance of preservation and disseminating of information to their clients internally in the work place and externally.

## **Role**

In Vanuatu, the role of a special librarian is really important, because he/she is the bridge of communication within the organization. She/he knows the real need of the organization, the client and the resources that are available or should be made available in the library. However, despite the important role they play, librarians are sometimes given a very low status or recognition in their work. Most of those taking the role are not properly trained librarians. Many are pursuing library studies at the University of the South Pacific (USP) through Distance Flexible Learning. Currently only two of the current special librarians hold a USP Certificate and Diploma in Library studies. Both trained and untrained librarians all share the responsible efforts to develop special libraries in Vanuatu by preserving and disseminating information to the clients.

## **Problems**

A well represented collection is always needed in a special library. However, we may not always think positively about well collected collections as there may be some contributing factors affecting the role and operations of libraries. Common problems affecting special libraries in Vanuatu are similar to other developing countries:

- Libraries are under the control of a department or section head. Decisions are usually made with very little or no consultation with the library personnel, nor with any regard of the library.
- Lack of funds or budget bring difficulties in purchasing new publications yearly, stationary, software's and utilities needed in the library.
- Lack of a proper staff working full time in the library. Most are part-time staff and have other tasks to do.
- Lack of space inside the building causes limited space and storage provided for the books.

With these problems affecting special libraries, librarians sometime face criticism in their work as not providing the right information to the clients or for not making the resources

available. This is usually the case where the channel of communication is between various people to decide what should be provided and utilized in the work place.

## **Conclusion**

This paper tried to give an idea of current situations affecting the operation of special libraries and the affect on the delivery of information. To improve the situations, special libraries need greater concern on their role. The hosting departments and institutions should be involved more closely with the librarians to better understand the real meaning of preserving, and disseminating information. They should also provide adequate budget to cover all library costs. The library should be properly designed and build, leading to adequate library space. Most important is to encourage the library profession as a career path within their organization; this will also encourage part-time staff in the libraries to undertake library studies. Therefore, overall recruitment of library personnel will always be based on merits and qualifications. With these criteria special libraries in Vanuatu will be improved and provide better management.

### **Secretariat of the Pacific Community Library Activities 2003**

#### **Rachele Oirente, SPC Library**

I would like to introduce myself to PIALA. My name is Rachele Oirente. I am the new librarian at the Library of the Secretariat of the Pacific Community (SPC) in Noumea, New Caledonia. I began a three-year contract there on the 16<sup>th</sup> May of this year. I have a BA from McGill University in Montreal, Canada in History and Art History. In 1988 I completed a Masters in Library Science degree with a Legal Librarianship concentration at the University of British Columbia, in Vancouver, British Columbia, Canada. I have a Masters in English Literature, with a concentration in 18<sup>th</sup> century British literature, also from the University of British Columbia.

My first professional career had been in special libraries. I have worked for Placer Dome, Inc., Teck Mining Corporation, (Teck Cominico), a small environmental engineering firm,

Levelton Engineering, and the Department of Justice Canada, in the legal library of the Treaty Negotiation and Specific Claims Unit, which deals with the land claims and treaty issues for indigenous peoples. Now I am here at the SPC library.

When I arrived, I first took an initial period to acquaint myself with the collection. It is both in English and French languages in the areas of health, especially AIDS/ HIV, tobacco, alcohol, fisheries, aquaculture, environmental health, statistics, population and demography.

The first project undertaken, and which is a project that we are now in the midst, is a full library review by an internal Library Review Committee. Then it was necessary to put in place some fundamental reorganization and basic library house keeping practices. A shelf-reading project was completed as well as a journal circulation revision. We have just begun a full inventory of our serials, books and videos.

We also hired Anne Gilbert, a contract cataloguer, to catalogue a huge backlog of materials, some of which date back to the 1970s and which have never been entered into the system. I have identified a need for accessible information in environmental health for our programme workers and in response to that need, I have begun to write a CD of full-text environmental health literature. I envision that we will do the same thing in our other subject areas. To date, Anne has catalogued over 1500 items in all formats. This accomplishment has meant improved access to our staff and our interlibrary loan users.

My ambition for the Library is simple rather than grand. I would like to make the Library function smoothly and reliably as a collection for the staff of the SPC in order that we can help the staff create, implement and complete their projects in the region. I would also like the SPC Library to contribute to the network of information sharing in the region and to contribute to the availability and access of information in the Pacific.

I look forward to working with all the PIALA members and enjoying the Pacific.



## Traditional Island Crops Website & ADAP Program Resources

Eileen Herring

Science Librarian, University of Hawaii at Manoa

The Traditional Island Crops website is a collaboration of the Agriculture Network Information Center (AgNIC), Agricultural Development in the American Pacific (ADAP) Project, and the University of Hawaii at Manoa Library. The AgNIC Alliance is coordinated by the US National Agricultural Library and consists of land grant university libraries, extension services, and related agencies. AgNIC goals are to provide agricultural information in electronic format; each member focuses on a small segment of agricultural information; and each member provides world-wide reference service on their subject area.

Keyword Search

Welcome · About · News · Search · Browse By Topic · Partners

You are not logged in · Login · Join

You are here: home » Agriculture Network Information Center

**Featured Site**

**Michigan State University  
Extension Maple Syrup**

The Michigan State University

**Agriculture Network  
Information Center**

AgNIC is a partnership dedicated to bringing selected, quality agricultural information to Internet users. AgNIC resources are selected by the National Agricultural Library, Land-Grant Universities, and other partner institutions world-wide.

« October 2003 »

Su	Mo	Tu	We	Th	Fr	Sa
			1	2	3	4
5	6	7	8	9	10	11
12	13	14	15	16	17	18
19	20	21	22	23	24	25
26	27	28	29	30	31	

[www.agnic.org](http://www.agnic.org)

The AgNIC participating Centers of Excellence and *subject scope* are:

American Farmland Trust, Farmland Information Center	<i>Farmland Preservation</i>
Cornell University, Albert R. Mann Library	
<i>Geospatial Information Repository and USDA Economics &amp; Statistics System</i>	
Cornell University, Albert R. Mann Library, TropSCORE	<i>Tropical Soils</i>
Iowa State University, Library	<i>Swine</i>
Michigan State University	<i>Asparagus Blueberries-Cultivated Cherries Maple Syrup</i>
National Agricultural Library, Alternative Farming Systems Information Center	<i>Sustainable Agriculture</i>

National Agricultural Library, Animal Welfare Information Center	<i>Animal Welfare</i>
National Agricultural Library, Food & Nutrition Information Center	<i>Food &amp; Nutrition</i>
National Agricultural Library, Food Safety Research Information Office (FSRIO)	<i>Food Safety</i>
National Agricultural Library, Plant Genome Data and Information Center	<i>Plant Genetics</i>
National Agricultural Library, Rural Information Center	<i>Rural Information</i>
National Agricultural Library, Technology Transfer Information Center	<i>Technology Transfer</i>
National Agricultural Library, Water Quality Information Center	<i>Water Quality</i>
National Center for Agricultural Law (NCALRI)	<i>Agricultural Law</i>
New Mexico State University Library	<i>Chile Peppers</i>
North Carolina State University	<i>Entomology-Systematic</i>
Oglala Lake College, Learning Resources Center	<i>Bison</i>
Ohio State University, Ohio Agricultural Research and Development Center	<i>Bees &amp; Pollination</i>
Pennsylvania State University, Life Sciences Library	<i>Turfgrass</i>
Purdue University & Mississippi/Alabama Sea Grant Consortium and Auburn University	<i>Aquaculture</i>
Agricultural Information and Documentation System for America [Sistema de Informacion y Documentacion Agropecuario de America] (SIDALC)	<i>Latin American &amp; Caribbean Agriculture</i>
Southwest Missouri State University	<i>Viticulture</i>
Texas A&M University, West Campus Library	<i>Agribusiness</i>
University of Arizona	<i>Rangeland Management</i>
University of California, Riverside	<i>Subtropical Horticulture</i>
University of Georgia	<i>Subtropical Forestry</i>
University of Hawaii	<i>Traditional Pacific Island Crops (Bananas and Plantains; Betel Nut; Breadfruit; Cassava; Coconut; Kava; Noni; Pandanus; Sugarcane; Sweet Potato; Taro, Yam)</i>
University of Illinois	<i>Agricultural Communications</i>
University of Maryland	<i>Corn Information</i>
University of Minnesota, Forestry Library	<i>Soybean Information</i>
University of Minnesota, Library	<i>Agricultural Biotechnology</i>
University of Nebraska-Lincoln	<i>Forestry</i>
University of Wisconsin-Madison	<i>Agricultural &amp; Applied Economics</i>
Washington State University Library	<i>Plant Science</i>
Wild Blueberry Network Information Centre, Nova Scotia	<i>Water Quality</i>
	<i>American Cranberry</i>
	<i>Tree Fruits</i>
	<i>Blueberries-Wild</i>



Forestry AgNIC is a guide to quality forestry and natural resources information on the Internet with over 1500 links

<p><b>Reference Resources</b></p> <ul style="list-style-type: none"> <li>• <a href="#">Reference Resources</a></li> <li>• <a href="#">Statistical Data and Resources</a></li> <li>• <a href="#">Online Databases</a></li> <li>• <a href="#">Library Catalogs</a></li> <li>• <a href="#">Libraries</a></li> <li>• <a href="#">Search Engines</a></li> <li>• <a href="#">Colleges and Universities</a></li> </ul>	<p><b>Full Text Resources</b></p> <ul style="list-style-type: none"> <li>• <a href="#">Electronic Journals</a></li> <li>• <a href="#">Newspapers</a></li> <li>• <a href="#">Extension Publications</a></li> <li>• <a href="#">AgEcon Search</a></li> </ul>	<p><b>Associations/Organizations</b></p> <ul style="list-style-type: none"> <li>• <a href="#">U.S. Associations</a></li> <li>• <a href="#">Canadian Associations</a></li> <li>• <a href="#">European Associations</a></li> <li>• <a href="#">International Associations</a></li> <li>• <a href="#">Forestry Research Institutes</a></li> </ul>
<p><b>Government Agencies</b></p> <ul style="list-style-type: none"> <li>• <a href="#">United States</a></li> <li>• <a href="#">Canada</a></li> <li>• <a href="#">Europe</a></li> <li>• <a href="#">International</a></li> </ul>	<p><b>Conferences</b></p> <ul style="list-style-type: none"> <li>• <a href="#">AgNIC Conferences</a></li> <li>• <a href="#">IUFRO Meetings</a></li> <li>• <a href="#">European Forest Institute Events</a></li> <li>• <a href="#">Virtual Library: Forestry Events Calendar</a></li> </ul>	<p><b>Subject Divisions</b></p> <ul style="list-style-type: none"> <li>• <a href="#">Trail Planning</a></li> <li>• <a href="#">Tropical Forestry</a></li> <li>• <a href="#">Urban Forestry</a></li> <li>• <a href="#">Environment/Conservation</a></li> <li>• <a href="#">Wood &amp; Paper Science</a></li> <li>• <a href="#">Agroforestry</a></li> <li>• <a href="#">Wilderness Management / Outdoor Recreation</a></li> <li>• <a href="#">Employment</a></li> </ul>
<p><b>Related Sites</b></p> <ul style="list-style-type: none"> <li>• <a href="#">AgNIC Home Page</a></li> <li>• <a href="#">Other AgNIC Sites</a></li> </ul>	<p><a href="#">Ask a Question</a></p>	

The Pacific Island Crops web site <http://libweb.hawaii.edu/libdept/scitech/agnic/> organizes links to quality web sites for twelve crops: bananas and plantains; betel nut; breadfruit; cassava; coconut; kava; noni; pandanus; sugarcane; sweet potato; taro; and yam.



## Traditional Pacific Island Crops

The Internet resources included in this AgNIC Web site provide information on the following traditional Pacific Island crops:

- [Bananas and Plantains](#) (*Musa* sp.)
- [Betel Nut](#) (*Areca catechu*)
- [Breadfruit](#) (*Artocarpus altilis*)
- [Cassava](#) (*Manihot esculenta*)
- [Coconut](#) (*Cocos nucifera*)
- [Kava](#) (*Piper methysticum*)
- [Noni](#) (*Morinda citrifolia*)
- [Pandanus](#) (*Pandanus* sp.)
- [Sugarcane](#) (*Saccharum officinarum*)
- [Sweet Potato](#) (*Ipomoea batatas*)
- [Taro](#) (*Colocasia esculenta*) and other Edible Aroids
- [Yam](#) (*Dioscorea* sp.)

For information on other tropical fruit or vegetable crops or for more general information on agriculture in the tropics, try:

- [Farmer's Bookshelf](#) (UH Manoa College of Tropical Agriculture and Human Resources)
- [Portable Extension Office for Program Literature Exchange \(PEOPLE\)](#) (University of Guam)
- [Tropical Agriculture Resources](#) (UH Manoa Libraries)
- [Tropical and Subtropical Horticulture Resources](#) (UH Manoa Libraries)

Residents of Pacific island nations can also contact [Pacific agricultural research and information agencies](#) for additional information on these and other tropical crops.

For residents of the U.S. mainland, your own state's [Land Grant Universities and Extension Services](#) and your state's [Department of Agriculture](#) may be the best sources for answering questions pertaining to your geographical area.

Individuals outside these areas will want to consider [agricultural research organizations and universities](#) in their own countries.



[Information about AgNIC and the Traditional Pacific Island Crops Web site](#)

Copyright © 2003. University of Hawaii at Manoa. All rights reserved.  
Email about these pages to Eileen Herring: [eherring@hawaii.edu](mailto:eherring@hawaii.edu) | Last revised on 20 October 2003  
URL: <http://libweb.hawaii.edu/libdept/scitech/agnic/welcome.html>

Production, marketing, research, statistics, databases and reference sources information are provided for each crop.



PACIFIC CROPS HOME | AgNIC HOME | UHM LIBRARY HOME  
[Bananas and Plantains](#) | [Betel Nut](#) | [Breadfruit](#) | [Cassava](#) | [Coconut](#) | [Kava](#)  
[Noni](#) | [Pandanus](#) | [Sugarcane](#) | [Sweet Potato](#) | [Taro/Other Edible Aroids](#) | [Yam](#)

## Traditional Pacific Island Crops Bananas and Plantains (*Musa* sp.) Internet Resources

- [Botany and Cultivation](#)
- [Diseases and Pests](#)
- [Harvest and Processing](#)
- [Marketing and Statistics](#)
- [Nutrition and Recipes](#)
- [Associations and Commercial Sites](#)
- [Reference and Research Tools](#)

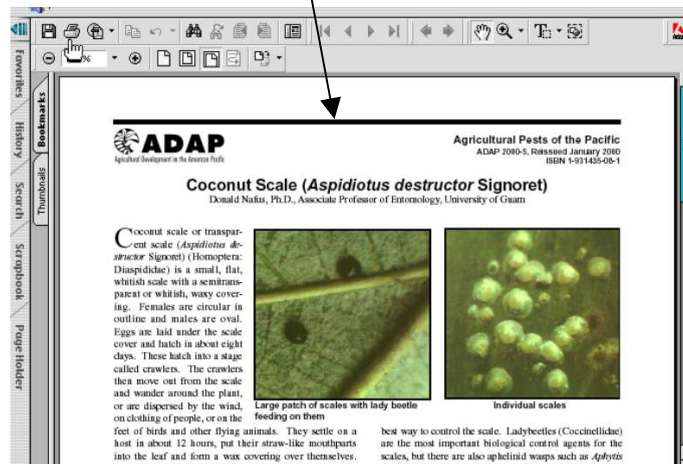
### Botany and Cultivation

[Banana](#)  
 (Farmer's Bookshelf, University of Hawaii at Manoa CTAHR)  
 Banana production information for Hawaii including cultural guidelines and management information.

[Banana - General Crop Information](#)

### Diseases and Pests

- [Banana Bunchy Top Virus](#) (88 Kb PDF file)  
 (Stephen A. Ferreira, Eduardo E. Trujillo, and Desmond Y. Ogata, 1997, University of Hawaii at Manoa CTAHR)  
 Describes the symptoms of the disease caused by BBTV and methods for control of the aphid vector; includes color photographs of symptoms.
- [Banana Rust Thrips Damage to Banana and Ornamentals in Hawaii](#) (244 Kb PDF file)  
 (Arnold H. Hara, Ronald F. L. Mau, Ronald Heu, Christopher Jacobsen, and Ruth Niino-Duponte, 2001, University of Hawaii at Manoa CTAHR)  
 Describes the damage done by banana rust thrips (*Chaetanaphothrips signipennis*), its biology, and biological, cultural and chemical controls; includes color photographs.
- [Coconut Scale \(\*Aspidiotus destructor\* Signoret\)](#) (88 Kb PDF file)  
 (Donald Nafus, 2000, Agricultural Development in the American Pacific (ADAP) Project)  
 Leaflet; includes color photographs of the insect.
- [Green Scale \(\*Coccus viridis\* De Lotto\)](#) (68 Kb PDF file)  
 (Donald Nafus, 2000, Agricultural Development in the American Pacific (ADAP) Project)  
 Leaflet; includes color photograph of the insect.
- [Hemispherical Scale \(\*Saissetia coffeae\* \[Walker\]\)](#) (64 Kb PDF file)  
 (Donald Nafus, 2000, Agricultural Development in the American Pacific (ADAP) Project)  
 Leaflet; includes color photograph of the insect.
- [Melon Aphid \(\*Aphis gossypii\* \[Glover\]\)](#) (72 Kb PDF file)  
 (Donald Nafus, 2000, Agricultural Development in the American Pacific (ADAP) Project)  
 Leaflet; includes color photograph of the insect.



World-wide reference service is provided. Its focus is on electronic full-text resources and is readily available through a link to email reference service.

The screenshot shows a webpage titled "Reference and Research Tools" with a green header. Under the heading "Free Public Databases", there are three entries: "AGRICOLA 1970-present (U.S. National Agricultural Library)", "AGRIS 1975-present (FAO)", and "PubMed (Medline) 1966-present (U.S. National Library of Medicine)". Below this, a horizontal line separates the databases from a section that says "Didn't find the bananas and plantains information you were looking for?" followed by a link "Email your question to the reference librarian." with an envelope icon. At the bottom, there is a copyright notice: "Copyright © 2003, University of Hawaii at Manoa. All rights reserved. Email about these pages to Eileen Herring: [sherring@hawaii.edu](mailto:sherring@hawaii.edu) | Last revised on 23 September 2003 URL: <http://libweb.hawaii.edu/libdept/scitech/agnic/bananas.html>

A summary of the resources currently available for each crop are:

#### Bananas and Plantains (*Musa* sp.)

##### Electronic Resources Currently Available

- Botany and Cultivation - 10 resources
- Diseases and Pests - 8 resources
- Harvest and Processing - 1 resource
- Marketing and Statistics - 7 resources
- Reference and Research Tools - 3 resources

##### No Resources Identified Yet

- Nutrition and Recipes
- Associations and Commercial Sites

#### Betel Nut (*Areca catechu*)

##### Electronic Resources Currently Available

- Botany and Cultivation - 2 resources
- Diseases and Pests - 4 resources
- Marketing and Statistics - 2 resources
- Reference and Research Tools - 3 resources

##### No Resources Identified Yet

- Harvest and Processing
- Medical Information
- Associations and Commercial Sites

#### Breadfruit (*Artocarpus altilis*)

##### Electronic Resources Currently Available

- Botany and Cultivation - 3 resources
- Diseases and Pests - 2 resources
- Marketing and Statistics - 4 resources
- Reference and Research Tools - 3 resources

No Resources Identified Yet

- Harvest and Processing
- Nutrition and Recipes
- Associations and Commercial Sites

#### Cassava (*Manihot esculenta*)

Electronic Resources Currently Available

- Botany and Cultivation - 2 resources
- Diseases and Pests - 5 resources
- Marketing and Statistics - 5 resources
- Reference and Research Tools - 3 resources

No Resources Identified Yet

- Harvest and Processing
- Nutrition and Recipes
- Associations and Commercial Sites

#### Coconut (*Cocos nucifera*)

Electronic Resources Currently Available

- Botany and Cultivation - 5 resources
- Diseases and Pests - 5 resources
- Harvest and Processing - 1 resource
- Marketing and Statistics - 5 resources
- Reference and Research Tools - 3 resources

No Resources Identified Yet

- Nutrition and Recipes
- Associations and Commercial Sites

#### Kava (*Piper methysticum*)

Electronic Resources Currently Available

- Botany and Cultivation - 2 resources
- Diseases and Pests - 3 resources
- Marketing and Statistics - 1 resources
- Reference and Research Tools - 3 resources

No Resources Identified Yet

- Harvest and Processing
- Medical Information
- Associations and Commercial Sites

#### Noni (*Morinda citrifolia*)

Electronic Resources Currently Available

- Botany and Cultivation - 2 resources

- Diseases and Pests - 1 resources
- Reference and Research Tools - 3 resources

No Resources Identified Yet

- Harvest and Processing
- Marketing and Statistics
- Medical Information
- Associations and Commercial Sites

#### Pandanus (*Pandanus* sp.)

Electronic Resources Currently Available

- Botany and Cultivation - 3 resources
- Diseases and Pests - 2 resources
- Reference and Research Tools - 3 resources

No Resources Identified Yet

- Harvest and Processing
- Marketing and Statistics
- Nutrition and Recipes
- Associations and Commercial Sites

#### Sugarcane (*Saccharum officinarum*)

Electronic Resources Currently Available

- Botany and Cultivation - 4 resources
- Diseases and Pests - 3 resources
- Marketing and Statistics - 6 resources
- Reference and Research Tools - 3 resources

No Resources Identified Yet

- Harvest and Processing
- Nutrition and Recipes
- Associations and Commercial Sites

#### Sweet Potato (*Ipomoea batatas*)

Electronic Resources Currently Available

- Botany and Cultivation - 8 resources
- Diseases and Pests - 6 resources
- Marketing and Statistics - 6 resources
- Reference and Research Tools - 3 resources

No Resources Identified Yet

- Harvest and Processing
- Nutrition and Recipes
- Associations and Commercial Sites

#### Taro (*Colocasia esculenta*) and other Edible Aroids

Electronic Resources Currently Available

- Botany and Cultivation - 18 resources
- Diseases and Pests - 11 resources

- Harvest and Processing - 3 resource
- Marketing and Statistics - 7 resources
- Nutrition and Recipes - 1 resource
- Reference and Research Tools - 4 resources

No Resources Identified Yet

- Associations and Commercial Sites

Yam (*Dioscorea* sp.)

Electronic Resources Currently Available

- Botany and Cultivation - 4 resources
- Diseases and Pests - 3 resources
- Harvest and Processing - 1 resource
- Marketing and Statistics - 4 resources
- Reference and Research Tools - 3 resources

No Resources Identified Yet

- Nutrition and Recipes
- Associations and Commercial Sites

What's next? The Project seeks feedback from Pacific Island users. It will continue to identify existing resources. There is a need to identify gaps in electronic information through identifying appropriate printed materials, obtain permission to digitize, and scan the publications and add to the web site.

How you can help!

- ∨ Try the Pacific Crops Web site
- ∨ Let me know about problems
- ∨ Tell me what information you need
- ∨ Help identify existing resources
- ∨ Use the reference service



**Mahalo!**



*{Editor's note: handout}*



## Traditional Pacific Island Crops: An AgNIC Web Resource

Please visit the Web site at <http://libweb.hawaii.edu/libdept/scitech/agnic/>

Let me know if you encounter any problems with the Web site –

Does it download too slowly?

Can you figure out where things should be?

Does it have the information you need?

Please let me know how I can make this a better resource for you.

Email me at [eherring@hawaii.edu](mailto:eherring@hawaii.edu) with suggestions!

Thank you.....

Eileen Herring

## **It's Just a Piece of Paper, or Is It: The Story of Records in Micronesia**

**Tom Beckman,**

**Legal Counsel for the Pohnpei State Legislature**

*Editor's Note: This was presented as part of the "Pohnpei State Preservation and Records Management: A Panel Discussion"*

The Historical Perspective: *What constitutes the records of a nation?*

1. Buildings
2. Persons
3. Documents

The Foundation of Records: *What are the sources and structures of records?*

1. The original documents
2. The building blocks of records
3. The translation of records – even within the same language

The Accessibility of Records: *Are they available for use by the general public?*

1. Where are the records kept
2. How are they organized
3. Will their organization be recognized and understood

Conclusion: *Are the records of a nation really just pieces of paper?*

*Or do they mean something more?*

1. To us
2. To future generations

### **Temple of Liberty: Building the Capitol for a New Nation**



George Washington and Thomas Jefferson were determined that the United States Capitol be a meaningful expression of America's new political and social order. The Constitution, ratified in 1788, had given the country its governing structure; the Capitol, begun three years later, was still incomplete when Congress first met there in November 1800. Construction of the original building took thirty-four years and was directed by six presidents and six architects. Opinions among statesmen and designers differed as to how to achieve a symbolically potent yet

functionally efficient building within a neoclassical framework. Conceiving of themselves as inheritors, guardians, and conveyors of Western civilization, they slowly built a Capitol that drew them upon both American and European emblematic and architectural traditions.

The Capitol was found to be too small soon after it was completed in 1826. Several proposals during the 1830s and 1840s to extend it either to the east or with new legislative wings attached to the north and south led to a second competition in 1850-51. The Capitol extension dwarfed the original structure, dramatically changing its physical appearance, as Victorian exuberance replaced neoclassical sedateness.

During both building campaigns symbolic, aesthetic, and pragmatic issues were of paramount concern, because all the participants recognized they were creating America's most important public building. In addition to legislative chambers, committee rooms and offices for the Senate and House of Representatives, the Capitol accommodated the Library of Congress until 1897 and the Supreme Court until 1935.

The Library of Congress developed a number of exhibits to document the building and expansion of the U.S. Capitol:

- [A More Perfect Union: Symbolizing the National Union of States](http://www.loc.gov/exhibits/us.capitol/s2.html)  
<http://www.loc.gov/exhibits/us.capitol/s2.html>
- [The Most Approved Plan: The Competition for the Capitol's](http://www.loc.gov/exhibits/us.capitol/s1.html)  
<http://www.loc.gov/exhibits/us.capitol/s1.html>
- [The Temple of Justice and Faith: The Capitol's East and West Porticoes and Dome](http://www.loc.gov/exhibits/us.capitol/s3.html)  
<http://www.loc.gov/exhibits/us.capitol/s3.html>

- To Throw the Labor of the Artist Upon the Shoulders of the President of the United States: The House and Senate Wings  
<http://www.loc.gov/exhibits/us.capitol/s4.html>
- Freedom Triumphant in War and Peace: The capitol Extended  
<http://www.loc.gov/exhibits/us.capitol/s5.html>
- The Center and Heart of America: Political and Cultural Influence of the Capitol  
<http://www.loc.gov/exhibits/us.capitol/s6.html>

#### **Original Documents for Micronesia:**

1. The Japanese mandate under the league of Nations
2. The Trusteeship Agreement under the United Nations
3. The body of U.S Statutes and Secretarial orders establishing the Trust Territory of the Pacific Islands
4. The Body of Secretarial Orders governing Micronesia
5. The special actions of the United States leading up to the break-up of the Trust Territory
6. The responses of the Congress of Micronesia to the split up of their territory
7. The Constitution of the Federated States of Micronesia and its constitutional conventions journals

#### **The Building Blocks of Records: Correspondence on the Code Project for the Federated States of Micronesia**

*A couple of rallying cries for the present project.*

1. Give a man a fish and he eats for a day, give him fishing pole and ... etc.

Each of the Federated States of Micronesia jurisdictions already has a code or a code in process. What is needed more than a book or an electronic equivalent is an operating codification office in each jurisdiction. Produce a code, and it will be outdated within a year; produce a codification office, with trained local practitioners with modern software, and reliable equipment, who work day in and day out to revise and codify laws - then you will have a code that never goes out of date. Couple that with a records digitations effort, and there are easily reproduced and accessed files (voluminous session journals and committee reports, AH opinions and Court decisions) via cd-roms that don't rot and are impervious to termites, and they can all be hyperlinked.

In Pohnpei, we already have a permanent code editor on staff. What is needed most is training, training, training.

2. Before and after is not just a category on *Wheel of Fortune*:

For trial lawyers who access legal codes, handle cases, sometimes the cause of action is years old by the time it gets to appeal. These lawyers don't need today's law, they need the law of June 16, 1989, or whatever. The beauty of digital codes is that they can be accessed within a timeline, but that takes TECHNOLOGY. I don't know anybody within the region who possesses that degree of sophistication; Tasmania's system claims to be able to do it through ENACT, but the proof is in the pudding.

Government lawyers on the other hand usually deal with the here and now. Legislative counsels are looking to the here and after. That requires swift, if not automatic, codification updates and interactivity. Again, I don't know of anybody in the region that possesses that degree of sophistication. In the United States, state legislatures usually carry the burden of

maintaining the web site with some much better at it than others. Cornell maintains an honor role of states. It would behoove us to look at the best and the brightest.

3. KISS - “Keep it sailing smoothly”... what did you think I was saying?

Standards, standards, standards. Uniform software producing uniform web sites across the region. It can be hosted locally; pick it up on Dial, access it thru Cornell or utilize Liberian sites such as <http://llrx.com/features/pacific.html>. Finding a host web site is easy and links can be added everywhere. Being able to access individual laws in a reliable and familiar format is important, but making it findable on the big law search engines is critical.

4. *Do* bees and *Don't* bees for the Code project.

*Do* make use of the best and the brightest from the outside. Fortunately most of the talent we need is associated with universities where interesting challenges are often more attractive than profit. Making it findable on the big law search engines is critical.

*Do* make use of the local talent within local pricing structures. The ADB is legendary in bringing in high cost consultants. They not only escalate the cost of the project, they create an unrealistic expectation of the cost of continuing the project after they are gone.

*Do* create systems that are continuing and sustainable after the grant monies are gone -the fish or the fishing pole...

*Don't* ....can't think of any off hand. Forget the negatives, concentrate on the positives.

**An Unfinished Symphony: Laws are continually revised and updated.** For example:

## CHAPTER 1

### Economic Development Loan Fund

**§ 1001. Established.**

There is hereby established a revolving Economic Development Loan Fund for ~~Truk District~~ Chuuk State. All repayments made on loans from the Fund, regardless of the date of the loan, shall be held in the Fund for the purpose of making future loans. ~~The District Treasurer~~ State Director of the Treasury shall keep the ~~District State~~ Economic Development Loan Fund separate from the General Fund of the ~~State Truk Legislature~~.

**Source:** 13 TDC § 1, as amended by TDL 24-15. § 2(1), modified.

**§ 1002. Appropriation authorization.**

There is hereby authorized an annual appropriation out of the General Fund of the ~~State Truk~~ District Legislature of such sum as the Legislature deems necessary to carry out the purposes of this Chapter.

**Source:** 13 TDC § 1, as amended by TDL 24-15. § 2(1), modified.

**§ 1003. Administration.**

The Economic Development Loan Fund shall be administered by the ~~District State~~ Economic Development Loan Board. The ~~District State~~ Economic Development Loan Board shall make all decisions on the granting of loans. The decisions of the Board shall be final.

**Source:** 13 TDC § 2, modified.

**The Translation of Records – even within the same language.**

**§ 108. Continuing resolution.**

In the event a budget has not become law prior to the beginning of a fiscal year, the head of each branch of Government and the head of each agency established by law may continue to expend funds for National Government operations expenses after the beginning of the fiscal year upon the adoption by Congress of a continuing resolution. Such expenditures shall be in accordance with appropriations laws appropriating funds for the immediately preceding fiscal year. A continuing resolution of the Congress which would authorize the expenditure of Compact financial assistance is hereby made conditional on such funds being available to the National Government as of the beginning of the relevant fiscal year, either pursuant to a continuing resolution adopted by the United States Congress or pursuant to appropriation acts of the United States Congress.

**Where are the Records Kept? – National Archives Building of the United States.**



*“This building holds in trust the records of our national life and symbolizes our faith in the permanence of our national institutions.”*

--Inscription on the east side of the National Archives Building in Washington, DC

This photograph of the U.S. National Archives and Records Administration building is from the North (from the Navy Memorial). Designed by German immigrant artist Adolph Weinman (1870-1952) and carved by the Edward Ardolino Company, the north pediment of the National Archives represents “Destiny” and was unveiled January 12, 1936. Weinman is best known for his architectural sculpture and as the designer of the United States dime and half-dollar of 1916. The Archives of American Art, Smithsonian Institution, hold copies of his papers, including his sketchbooks.

### **How Are they Organized?**



### Navigating Through the Codes: Code References

FSM Code:

#### § 610. Legal Reserve --- Foreign banks.

Every foreign bank shall maintain, with respect to its deposits in the Federated States of Micronesia, a legal reserve which shall not be less than, and which shall be subject to the same condition

as, the legal reserve requirement imposed in the jurisdiction of its place of incorporation on deposits of the foreign bank in that jurisdiction.

**Source:** PL 1\_94 § 605(2); PL 2\_20 § 11(part).

Pohnpei Code:

**36 PC 1-105. Board of developers.**

All functions and powers of the Authority shall be vested in, exercised by, and under the direction of a Board of Developers, hereinafter referred to as the "Board," composed of the Director of the Department of Land and natural Resources and seven members appointed by the Governor with the advice and consent of the Legislature, or an authorized committee thereof, to serve for terms of three years. Any member of the Board may be removed from the Board by the Governor or three-fourths majority vote of members of the Board for cause. Vacancies shall be filled in the manner of the original appointment for the remainder of the unexpired term.

**Source:** D.L. No. 4L-159-78 § 5, 11/28/78; D.L. No. 4L-204-79 §2. 8/28/79; S.L. No. 2L-207-83 § 1, 10/19/83

**Note:** Proviso regarding initial appointments has been omitted.

**Will the organization of the Code be recognized and understood? Is the FSM Code really a national code?**

**§ 221. Designation of code.**

The attached manuscript is incorporated by reference herein and is hereby designated as the . Code of the Federated States of Micronesia.. This code contains the national laws the National laws of the Federated States of Micronesia and is prepared under the authority of the Congress of the federated States of Micronesia, by contract between the national Government of the Federated States of Micronesia and the Book Publishing Company of Seattle, Washington,

**§ 221. Adoption as positive law.**

- (1) All enacted law of the Interim Congress of the Federated States of Micronesia, except for Public Law No. IC-28, and all enacted law of the congress of the Federated States of Micronesia which are incorporated in part II of the attached manuscript are hereby readopted and reenacted as positive law of the Federated States of Micronesia in the form appearing in the manuscript.

**§ 221. Government authority unaffected.**

The republication in this code of Trust Territory laws and the retention of references therein to the authority of the Government of the Trust Territory of the Pacific Islands are not intended to alter, diminish, or in any way change or affect the Federated States of Micronesia over the subject of legislation included therein, as the authority has been established by the Constitution of the Federated States of Micronesia, the State charters or constitutions, and other applicable law.

**§ 221. State law reaffirmed.**

The authority of the States of the Federated States of Micronesia with regard to those provisions of the Trust Territory Code within the jurisdiction of the States is unaffected and hereby reaffirmed.

**Conclusion:**

Are the records of a nation really just pieces of paper?

They do mean something more?

1. To us
2. To future generations

**Panel Discussion**

**Moderator:**

Panelists

**Who's Job Is It?** Wednesday, November 3

**Jean/ Bruce or Michelle Young**

Fr. Francis X Hezel

Dr. Rufino Mauricio

Jane Barnwell

Lynn Davis

Iris Falcam

Michelle Young

1. What do you think are the responsibilities libraries, archives, museums and HPO's to gather, preserve and share historical and cultural materials and artifacts?
2. What problems, difficulties or frustrations have you faced in your efforts to gather and share materials?
3. What sort of collaborative roles would like to see established or improved in the region in regards to gathering, preserving and sharing materials for current and future generations?
4. What about small libraries like a school library on an island or in a village school, or how individual in the community? What do you believe are their roles?
5. Do you have additional comments or suggestions in regard to this topic?

**Panel Discussion 2 Shedding Light and Building Support** Friday, November 5

**Moderator**

**Jane Barnwell**

**Panelists**

Imengel Mad

Lydia Tibon

Ruth Horie

Laura K Hohmann

Carmina Lihpai, & Betsie Kaltaban, and Marinoa Tiare)

1. How well do you feel that your community--- your patients, your funders (where you get your money), your legislatures, and/or your board understands and values mission and the services you offer?
2. What kind of support does your library/museum/hospital/archives currently receive build support in your community in support of your mission and what your goals?
3. Are you actively promoting your agency's services to the community?
4. What sorts of activities or strategies are using to "shed light" on your mission and goals to your community to advocate for great support?
5. What so of are you using to any activities or strategies to "shed light" on your needs so the community will be more helpful in meeting your needs?
6. Do you have any additional comment or suggestions you would like to share with the group?

**Practical Techniques for Managing Library Electronic Resources**

**Thomas Hodge, University of Guam**

*Editor's Note: screen captures of EBSCO products provided with permission of EBSCO*

**Abstract:** The presentation will focus on cost-effective and practical techniques for managing library electronic resources such as individual electronic journal subscriptions, electronic journal

subscriptions from aggregator databases, e-books, cataloged web sites, and online indexes. Tools and techniques covered will include 1) effective use of web catalogs; 2) obtaining, batch-editing, loading & maintenance of MARC records with 856 (URL) tags; 3) utilizing a vendor-supplied or library-hosted linking server; 4) authentication techniques such as authenticating against the patron database, using referring URL, IP validation, username/password & scripting methods, and utilizing proxy servers. Implementation examples will include the RFK Library's Electronic Library Project as well as other libraries.

### Handouts

Copy of Power Point Slides

List of URL's

Bibliography for further reading

For most of my fifteen years in the profession, I have functioned as a Systems Librarian, initially in conjunction with other jobs, and for the last six years in jobs where that was my primary responsibility. About three years ago I noticed that I was acquiring yet another hat, something called electronic resources.

Now electronic resources have been around for rather longer than that, either in the form of Dialog, or CD-ROM workstations for magazine indexes or public internet access, but it's only recently that I've noticed libraries hiring Electronic Resources Librarians. I was doing the job for some time before I started asking myself how exactly being an Electronic Resources Librarian differed from being a Systems Librarian. Obviously a Systems Librarian was charged with the design and maintenance of automated library systems, and an Electronic Resources Librarian managed library electronic resources. What are the specific tools and techniques that an Electronic Resources Librarian uses to manage electronic resources?

There are numerous current articles and books available that cover issues related to the management of electronic resources. Many of these are written by very knowledgeable librarians working in relatively sophisticated environments. Less common are practical guides for

librarians working in environments where deployment of cutting edge technology is not an immediate option, due to cost or infrastructure considerations.

This paper outlines basic techniques that would be of use to a library moving from the stage where they have implemented an integrated library system and perhaps some electronic resources to a stage where they begin to effectively manage and integrate these resources into a coherent interface.

Implementation example - This study draws principally on the RFK Memorial Library's Electronic Library Project, which went live in August 2003 and continues to evolve. I will also mention numerous vendor products without any implication of endorsement or preference to other products on the market.

First of all, what do we mean by electronic resources? The concept embraces essentially any content collectible by libraries that is stored and accessed digitally. Common examples include:

- 1) Individual electronic journal subscriptions - you probably already own these without knowing it. If you use a periodical jobber such as EBSCO, you can identify what you're entitled to access with vendor reports like the ones that EBSCO's Electronic Journal Service (EJS) can provide.
- 2) Electronic journal subscriptions from aggregators, vendors who bundle access to multiple full-text journals. This is a very common way to get into library electronic resources: either your state or regional library or your own library will subscribe to EBSCOhost, ProQuest, JSTOR, Newsbank, or some other comparable product.
- 3) E-books - Netlibrary is one of the best known examples.
- 4) Cataloged web sites & resources- There are many free web sites that offer meaningful content and information. Choosing to catalog and "collect" these sites can give your patrons access to information that a selection librarian has evaluated.

5) Online indexes - Many libraries own products like Wilson Reader's Guide Abstracts, CINAHL, MLA Bibliography or PsychINFO that may only offer citations and abstracts without full-text.

6) Locally served content - A library may implement electronic reserves, or conduct a digitalization projects to put a photo archives or content from another collection online.

### Why manage?

Managing your E-Resources is not a problem when you have just a few things, but when you have dozens of products representing thousands of journals it becomes more complicated for your users to understand what all you have and how to access it.

The reasons to manage your electronic resources can be summarized as:

- 1) Create an integrated user experience
- 2) "Save the time of the user"
- 3) Make resources more accessible
- 4) Create a more relevant user experience (localization)
- 5) Maintain the library's identity as a central point to access information resources

The first three reasons are closely related. As a practical example, consider the first few Bibliographic Instruction sessions I did at the University of Guam Robert F. Kennedy (RFK) Library where I was explaining how to find an article on a particular topic. I told the students that they would generally start at one of the stand-alone CD-ROM stations on which our various index and full-text products were mounted. If it was a full-text product such as ProQuest's SSI, once they had found the article, they could see if it was available in the product itself. If it wasn't, or if they were using an index without full-text, they should go to a catalog workstation and search the journal title. If they found the journal title they should consult the holdings information and see if we had that issue. It might be in paper on the shelf, or in microfilm, or it

might be in a CD-ROM or online full-text product, in which case they would need to go to yet another workstation in order to see if the full-text was there. In some cases, the aggregator's arrangements had changed over time and there was no longer full-text for that issue in that product, since there was no method of maintaining the holdings information for the electronic journals.

All of this was quite daunting to explain, let alone follow as a student new to the library. There should clearly be a way to allow the user to do almost all of his online searching and document retrieval on a single workstation, and to minimize the number of different interfaces he has to learn.

### Approaches

There are a number of general issues to consider when we think about managing electronic resources.

1) Implementing online, web-based resources or locally served products such as networked CD-ROM databases.

This was important to consider on Guam. The electrical grid is unreliable and the island is prone to natural and manmade disasters. Some faculty argued that relying on internet-accessible resources would leave us vulnerable to outages. Others felt that the amount of access in terms of simultaneous users, the size of the products (not limited by the ability to ship them to Guam on CD-ROM's), and the ease of delivering them to off-campus locations would result in a greater degree of availability over the course of any given year. To offer locally mounted products on the few days a year that the internet might not be available would not make up for the limitations those products imposed the rest of the time. In short there were more useful hours of product usage from using internet-based resources.



Using remotely served products also enabled us to offload the work of maintaining them. We did not have to have procedures for receiving and tracking the CD-ROM's, imaging them onto disks on a locally maintained server, and paying for the bandwidth to serve them from our location.

2) Maintaining the catalog as a central point of access for all library resources. By implementing a web-based catalog, we were able to continue to use our existing online catalog as the centerpiece of our public access interface. It offers a number of advantages that we'll discuss in more depth below.

The traditional online library catalog is not the final word when it comes to electronic resources management. There are already products on the market such as Muse and Zportal that give the library extended searching and retrieval capabilities across a variety of products. In the next few years we will undoubtedly see products that more effectively utilize the capabilities of XML, etc. Until these are available as off-the-shelf products, they will remain beyond the ability of smaller libraries like RFK to implement and maintain.

3) Utilizing appropriate tools - One should not limit one's thinking to the catalog, however. Linking servers, vendor administrator interfaces, utility programs, etc., can all be used to more effectively manage your electronic resources.

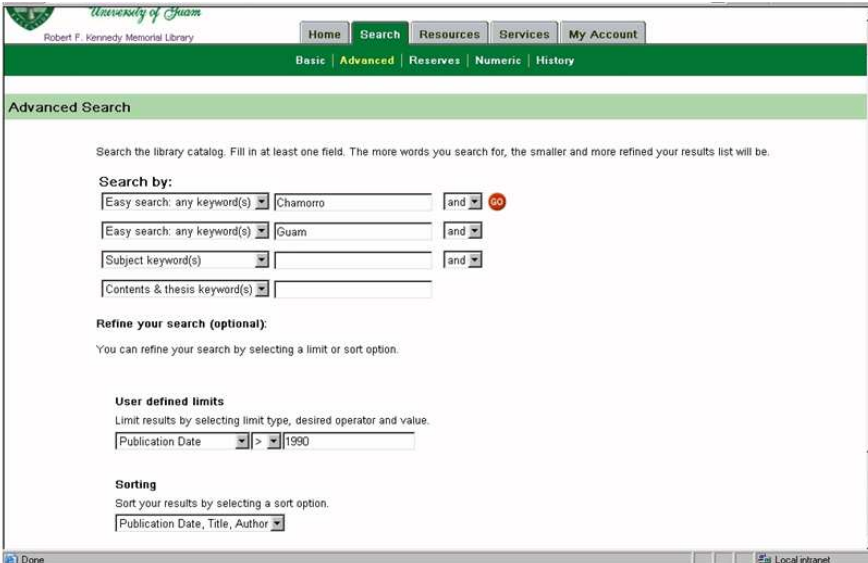
### Tools and techniques

As with any task it is important to use the right tool for the job. If we look beyond our traditional integrated library system, we find that there are a number of inexpensive software tools that we can buy off-the-shelf and utilize effectively. I will focus here on components that a library is likely to already have or that can be acquired without significant expenditure. I won't go into any depth about tools such as the portal products offered by Fretwell-Downing or MuseGlobal, local linking servers, etc.

## Web Catalogs

A web catalog is more than a replacement for your telnet or windows OPAC. First, it offers a better implementation of existing functionality. It uses common web interface conventions better known to contemporary users, saving you from explaining older, hierarchical menu based telnet or terminal interfaces to a new generation of users.

The Web interface makes better use of screen real estate, particularly in how it displays functionality. The user can explicitly see the available Boolean and limiting features rather than having to read through help screens for command-line conventions.



University of Guam  
Robert F. Kennedy Memorial Library

Home Search Resources Services My Account

Basic Advanced Reserves Numeric History

Advanced Search

Search the library catalog. Fill in at least one field. The more words you search for, the smaller and more refined your results list will be.

Search by:

Easy search: any keyword(s) Chamorro and

Easy search: any keyword(s) Guam and

Subject keyword(s) and

Contents & thesis keyword(s)

Refine your search (optional):

You can refine your search by selecting a limit or sort option.

User defined limits

Limit results by selecting limit type, desired operator and value.

Publication Date > 1990

Sorting

Sort your results by selecting a sort option.

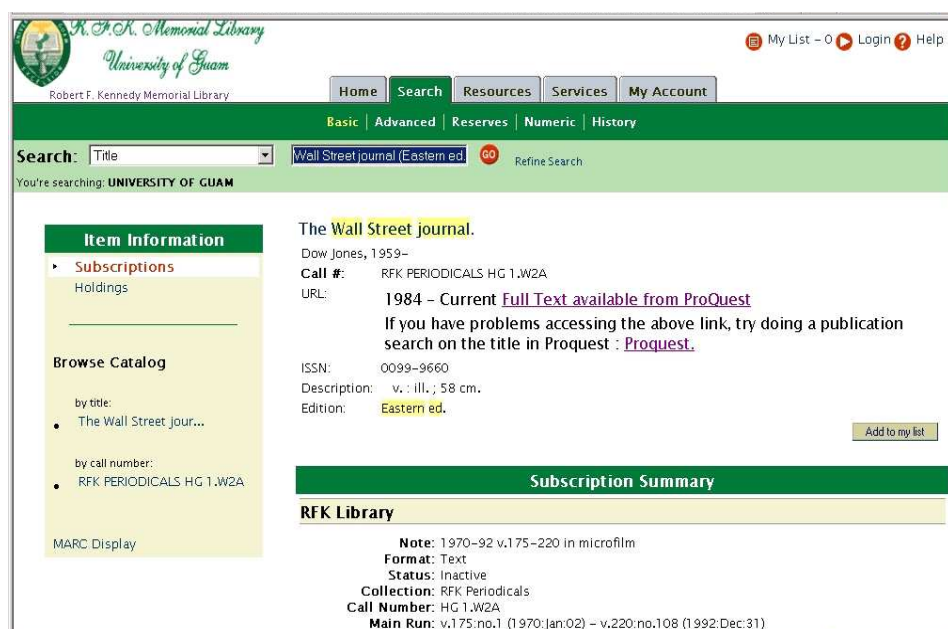
Publication Date, Title, Author

The web catalog also offers completely new functionality. You can easily enable direct access to electronic resources mounted online, either locally or elsewhere. It also offers the ability to integrate remote services into your primary library interface.

## Using MARC records with 856's

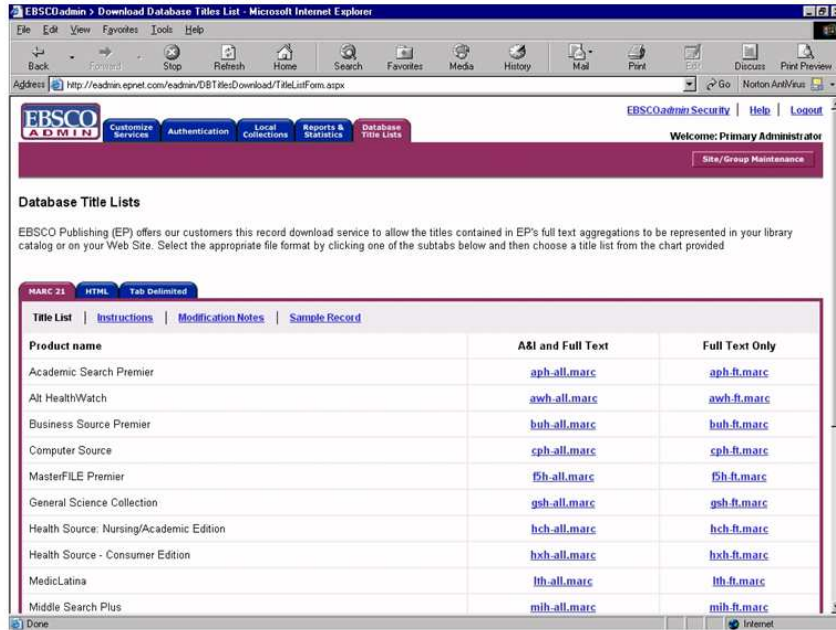
MARC seems dated to many people, but a bibliographic record in your catalog provides a single metadata entity with multiple access points, many searchable via a controlled vocabulary as well as a sophisticated interface to find what the library has access to or owns.

The addition of 856 (URL) Tags to the MARC record opened many possibilities. Given a web catalog, it offers a library a simple method of going directly from a catalog entry to an electronic information source.



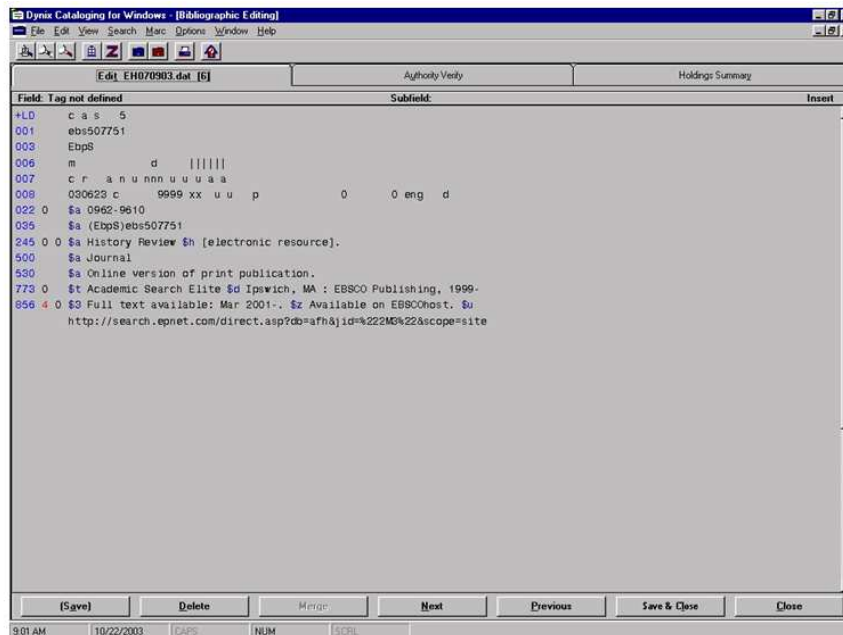
Records for aggregator products can usually be obtained via the vendor's administrator interface. Administrator interfaces are a valuable management tool in their own right, which we'll touch on briefly in various contexts. In general, they permit the library to customize a number of aspects of the vendor's product.

The administrator interface usually offers either the ability to download a set of MARC records for a given databases, or to receive them via email, as in the following EBSCO example:



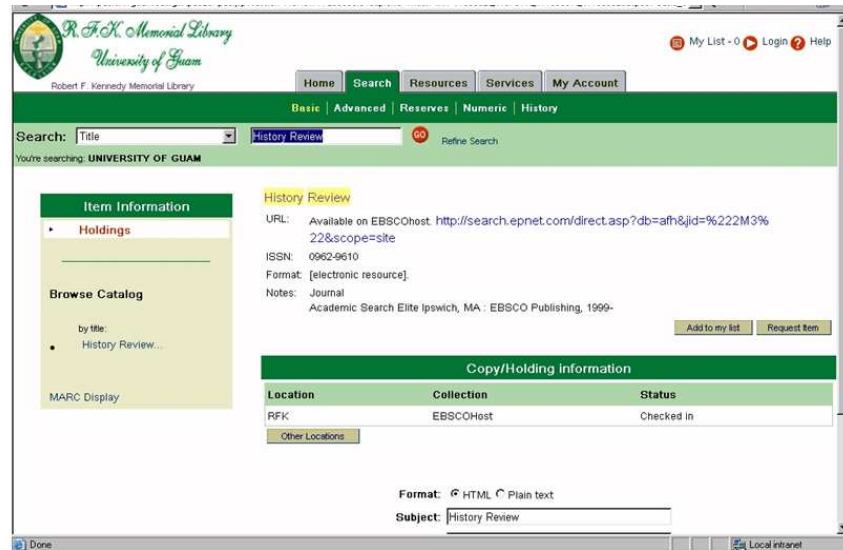
For some products such as JSTOR, the records must be obtained from OCLC or some other bibliographic utility. In JSTOR's case, their website offers detailed instructions on how to get a complete set of records.

This example record from EBSCO is a fairly typical, somewhat brief record.



ProQuest offers more complete CONSER type records, and of course the JSTOR records you can get from OCLC are quite complete.

Once saved into your web catalog, the records appear like something like this:



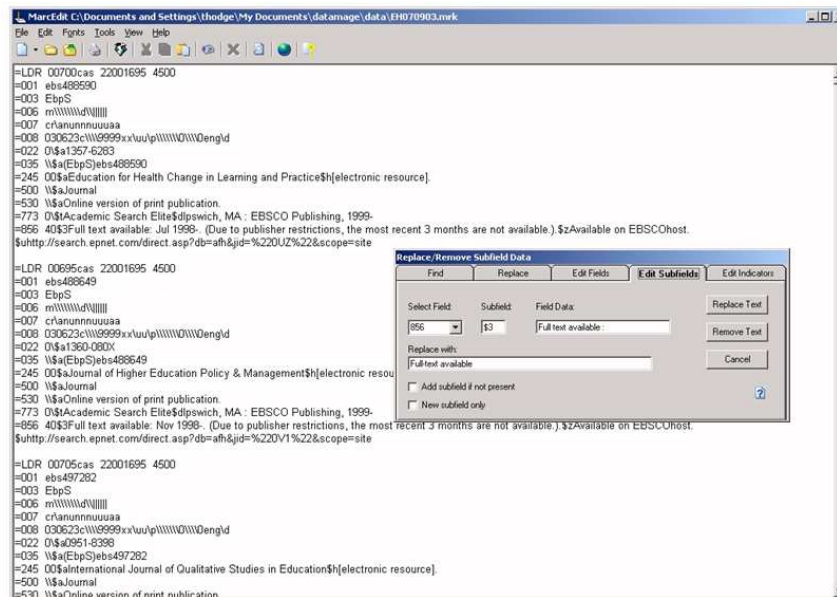
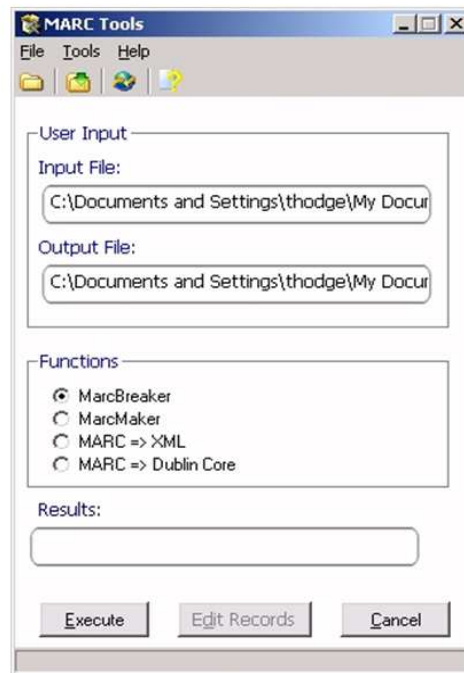
Basic bibliographic information is provided, as is a URL linking the record to the publication record on the aggregator site. The library can add copy or subscription information as is suitable to their particular system.

Clearly there are some issues with these records, in particular with the display of the 856 field. The second example is a ProQuest record which encodes IP authentication information in the URL. While this is useful functionally, it really makes poor use of screen real estate, cluttering the display and failing to provide the user with much useful information.

### Tools & Considerations for Modifying Records

It's not necessary to simply take what the vendor provides. Modifying these records to fit your library's needs before you load them is not particularly complex. While there are a number of tools on the market for batch-editing records, I'll mention two that are quite inexpensive.

MarcEdit is distributed for free by Terry Reese at Oregon State University (<http://oregonstate.edu/~reese/marcedit/html/index.html>). It provides a Windows-based, full-screen editing interface, based originally on the MarcBreaker/MarcMaker tools distributed by LC, though Mr. Reese has added many features (not to mention the graphical interface) to the original. Recently he has added MARC to XML conversion tool.



Data Magician from Folland Software is a venerable DOS-based program that sells for \$195 + shipping & handling from Folland's web site (<http://www.folland.com/>). It offers an extensive macro language for batch-editing operations. I have used this program for many years at different libraries and have found it very useful for many kinds of changes to batches of MARC records.

There are a number of types of modifications you might want to make to records. For example, you can add a subfield \$y (link text) to mask a long, complex URL like the one in the ProQuest record above. This substitutes the text of your choice (e.g. Full Text Available from ProQuest) for the actual URL in the display.

You can also shuffle subfields. For instance, Dynix's Horizon Information Portal (HIP, formally known as iPAC), when used with classic Dynix, offers the ability to display subfields \$u (the URL), \$y (link text) and \$z (public note). HIP will correctly display multiple instances of 856 fields using these three subfields. But many vendor records also include a \$3 (extent of resource, or in this case, years covered by an electronic journal). Rather than pay the vendor for a custom subroutine to display \$3, we simply moved the subfield \$3 information to subfield \$z. Many of the records had a subfield \$z, but the information in it did not really add much to the user's experience.

Other changes you can make include adding or modifying the 245 \$h to designate the format the record represents (e.g. [electronic resource]), which can be useful if you're enabling search limits by format. You might also want to add a 949 or other holdings field to create default holdings information when loading the record. If your web catalog does not display bib records that don't have holdings records attached, this can be useful for making records display in your catalog without having to wait for manual cleanup work.

In summary, we can use batch-editing tools to change how a record displays:

## Original Record:

The screenshot shows the original record for 'American journal of public health' in the R.F.K. Memorial Library system. The record is displayed in a green-themed interface. The search bar shows 'American journal of public health' and the search results are filtered to 'UNIVERSITY OF GUAM'. The record details include:

- Item Information:** URL: 1992 - Current http://proquest.umi.com/pqdlink?Ver=1&Exp=07-11-2008&REQ=3&PUB=8&Cert=8DP53qaAgUP7LA211VeSQhgYwmyhN9r7OERm3Zqf9C0NvXZvudeYaCz2YxZv2bnfm72YeZ9YzwFdn9aeYEyRY7LX5rO0SPUIPvaZcYBHMdWgJvFPNTTtgaAmpfz4DfQq%2fL%2bpxoN1zuF3D2bgxt4Cfz2m6UT%2f7dQxDmVksZboXeRT8aQwNG%2fw16%2bHWHpplYMnwG4BxjBAmM2Px8L%2fD5mVknceSnqE80N9PjKcWhjV9LreyI8dbdLFFFKNgdBLTXDlaAs0Jscf0Wx7Zv%2bkYHX7HPERatrV3OmF92bVd8D5IB2UtcouZVyyCKVYwv5JnMyGQP4V8oRzA1oCX1TzFR0%2R%2fA6f06f155C9h1KR13ZcDHdmFFmv2bNjV9LreyI8dbd4zX9FUDeLTXDlaAs0Jscf0Wx7Zv%2bkYHX7HPERatrV3OmF92bVd8D5IB2UtcouZVyyCKVYwv5JnMyGQP4V8oRzA1oCX1TzFR0%2R%2fA6f06f155C9h1KR13ZcDHdmFFmv2fGZ26f155C9h1KSMfa6vUQvIjGvknceSnqE8PjQhWMIe2Q-&USR1=PQMARC
- ISSN:** 0090-0096
- Subscription Summary:** RFK Library
- Note:** FULL-TEXT AVAILABLE FROM JAN 1989 TO PRESENT
- Format:** Text
- Status:** Active
- Collection:** PROQUEST JOURNAL ACCESS
- Main Run:**

## Modified Record:

The screenshot shows the modified record for 'American journal of public health' in the R.F.K. Memorial Library system. The record is displayed in a green-themed interface. The search bar shows 'American journal of public health' and the search results are filtered to 'UNIVERSITY OF GUAM'. The record details include:

- Item Information:** URL: 1992 - Current Full Text available from ProQuest
- Note:** If you have problems accessing the above link, try doing a publication search on the title in Proquest; Proquest.
- ISSN:** 0090-0096
- Add to my list:** (button)
- Subscription Summary:** RFK Library
- Note:** FULL-TEXT AVAILABLE FROM JAN 1989 TO PRESENT
- Format:** Text
- Status:** Active
- Collection:** PROQUEST JOURNAL ACCESS
- Main Run:**

## Batch Loading Records

Once your records look the way you want them to, there's still the problem of getting them into your catalog. In the case of an aggregator product like EBSCOhost Academic Search Premier, you may well have a file with literally thousands of records, which you really don't want to save one at a time. Hopefully your local library system offers a batch loading utility.

Successfully loading records requires several steps and some thought

- 1) Add or modify Loader profiles - what profiles currently exist on your system? Will they load



the records the way you want them to be loaded? If not, you may need to add or modify your profiles, or arrange with your vendor to do so.

2) Decide to load the records as new or do some form of matching and overlay. Most vendors and many catalogers would advise you to load the records as new records. This is the simplest solution in terms of maintenance, and is a good cataloging practice to have a separate record for the separate format of the title.

On the other hand, it can create multiple records for the same title in your catalog. If you're more concerned with saving the time of your users than strict cataloging practice, you might want to look at matching the incoming records to existing records, and seeing if your loader will either overlay existing records or allow the existing records to inherit certain information from the new incoming records, such as the 856's, holding or subscription/copy information, etc.

This is an altogether trickier thing than loading the records as new. For example, you may decide to match the incoming records with existing records by ISSN. You need to consider where the matching occurs. If it is in the ISSN index, and your ISSN index is built using not just the 022 (ISSN) field \$a (correct ISSN), but also other 022 subfields, as well as 780 (preceding serial title) subfield \$x (ISSN), or 785 (succeeding serial title) subfield \$x (ISSN), you may end up matching the wrong record.

You also need to think about what fields you want the existing record to "inherit" from the incoming record (if your loader allows this). If you let the existing records inherit the 856's for instance, and then get rid of the rest of the information from the incoming record, does the resulting display make sense to the user? What might you need to add (e.g. a copy or subscription record) to the bibliographic record in your catalog to make for a more coherent display?

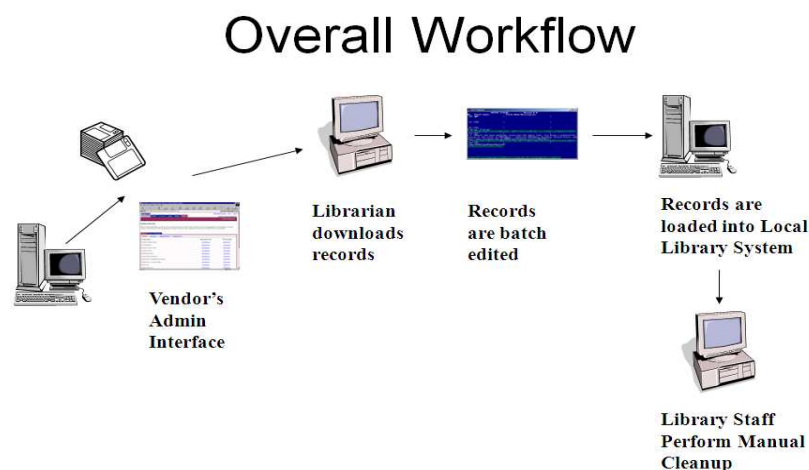
Doing matching and overlay or inheritance can produce a single record that displays all

the information about where to look for holdings for that particular journal title. However, the library should not underestimate the amount of thought that needs to go into creating such records, as well as maintaining them.

3) Test Loader Profiles - Once you've decided how to load the records, and before you load 5,000 or 6,000 new bibs into your catalog, it is important to do some test loads of small batches of records from different parts of your main file. You can use MarcEdit or Data Magician to obtain small samples of ten records or so to test with.

Loading a dozen records and then carefully reviewing them will often make problems glaringly obvious. No matter how much thought you put into your profiles, it's likely you may have missed something. Taking samples from different parts of the file is also often useful. The records at the top of the file may be significantly different than records in the middle or the end of the file.

4) Post-load clean-up - Batch loads invariably produce instances of records that did not load correctly, did not load at all, or that require the addition of copy records or other information. Records with multiple matches in the existing bibliographic database are likely candidates for problem records. If your loader does not allow the creation of copy/subscription records you may well have to add these manually. Good reports from your loader can greatly simplify this phase of the work. Your overall workflow will end up looking something like this:



## Records Maintenance

Once in your catalog, issues will arise that make it necessary to do some maintenance on the records. Your vendor may add or drop titles, or change the coverage of certain titles. Many of these types of changes can be made manually if they are few enough in number. Other changes, such as all of a specific major publisher's titles being dropped, or a change to the years of coverage, or cancellation of an entire aggregator product may make it worthwhile to do batch changes.

Your local library system may well offer a batch-editing tool suitable for making these changes. If not, it may offer a method to select and export batches of records. This is something like loading in reverse. You need to be able to select the records you need to work with, for instance by creating a list of all of the records with the vendor's URL in an 856.

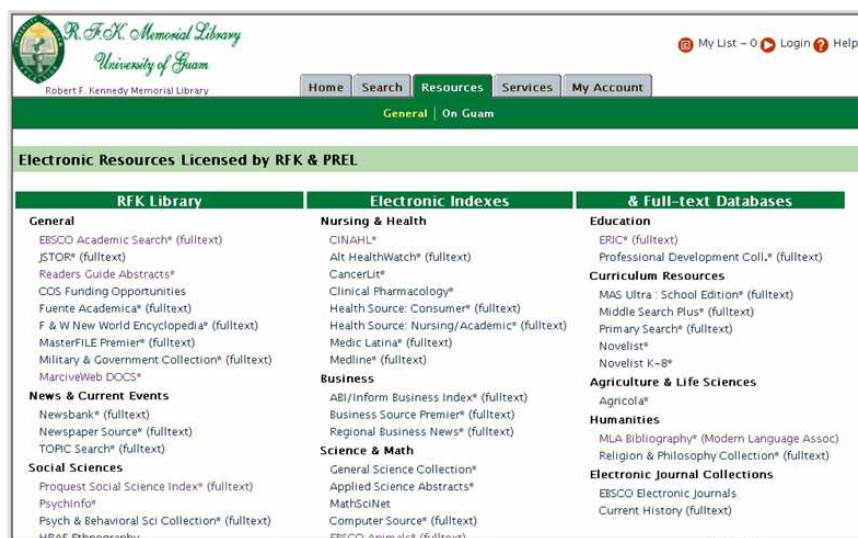
The export utility will hopefully allow you to save the records to a file which can be transferred to your local PC. Once there you can use a batch-editing tool such as MarcEdit or Data Magician to make the necessary changes. This might include modifying or adding tags, or marking the record leader for deletion.

Once you've made appropriate modifications, the records will need to be reloaded. You may or may not be able to use the same loader profiles. Whichever profile you use will need to have a way of matching an exported record back to its original copy in the database and overlaying it.

## Organizing Resources

MARC records loaded into your catalog give good access to specific titles in an aggregator product, or to individual electronic subscriptions or e-books. Libraries also employ other organizational tools to enhance access by their customers.

Resource pages are commonly produced to give an alphabetical or subject-oriented listing of the different products which the user can search. By clicking on a particular product the user is able to begin searching for articles or other resources on a given topic. A student at RFK can easily see what education-related products we license from our Resources page.



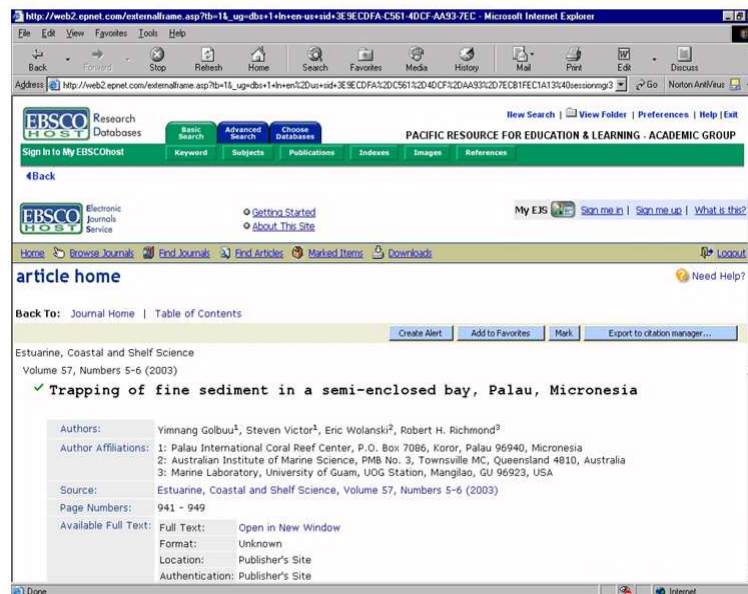
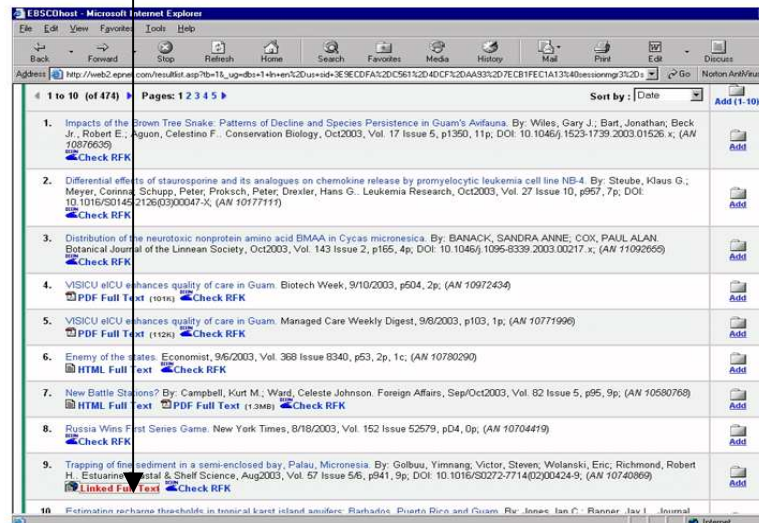
Another common tool is an alphabetical list of journals available in electronic format. Many libraries have built these on their own either on a static set of pages or as a web-enabled database, including in either case the URL link to the publication. More recently vendors have begun offering products to create this listing for the library, such as EBSCO's A-Z service.

## Linking

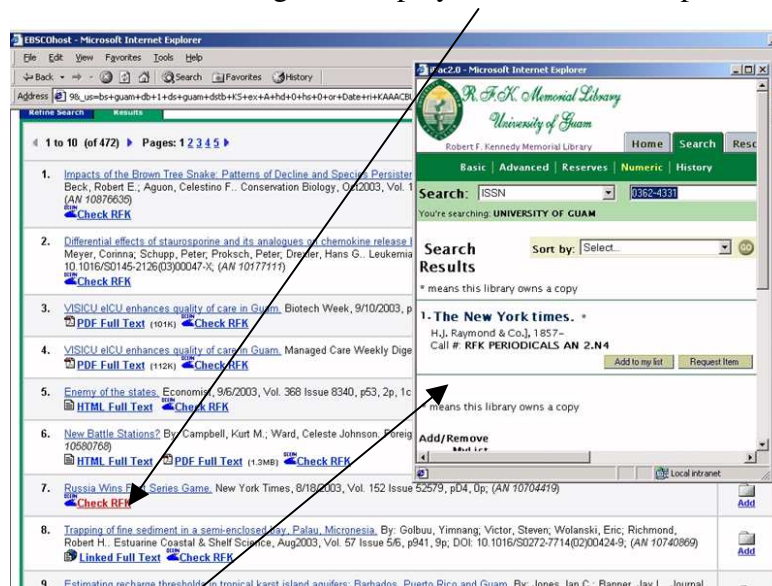
The 856 in the MARC record is a simple example of the power of linking. Linking has emerged in the last couple of years as what is arguably the most powerful new paradigm in library automation. The creation of the OpenURL standard has greatly enhanced the potential of linking with the availability of products like Ex Libris's SFX, which allows a library to run an in-house server that knows how to find licensed content. Utilizing a vendor-supplied or library-hosted linking server offers a simple navigation mechanism for finding content wherever it is located.

Let's look briefly at the different contexts in which a library may utilize linking.

It's not actually necessary for a library to run its own in-house linking server to take advantage of the power of linking. Vendor Linking Services such as EBSCO SmartLinks, or H.W. Wilson's Wilsonlink may be built into your database products at no additional charge. In this example, the "Linked Full Text" link on result number nine in EBSCOhost points to the library's electronic subscription, accessed via EBSCO's Electronic Journal Service.



Vendors may also offer OPAC Linking, the ability to link back from a citation in their product to your web catalog. In this case, clicking on "Check RFK" for result # 7 performs a simple ISSN search in the RFK web catalog, and displays the result in a separate window.



The user can then display the full record and look at library's microfilm holdings.

That said, running a local linking server takes the linking paradigm to a new level. Products such as SFX from Ex Libris, EBSCO LinkSource, or OVID LinkSolver utilize the OpenURL standard to take information from a citation and enable the user to seamlessly move to another source where the content is available.

### Authentication for Remote Access

When users are not actually present at your library or campus site (and sometimes when they are), it is often desirable to authenticate them at the individual user level. An off-campus user clicking on a link on the RFK Resources page, for instance, will be confronted with a screen asking for their barcode and PIN number.



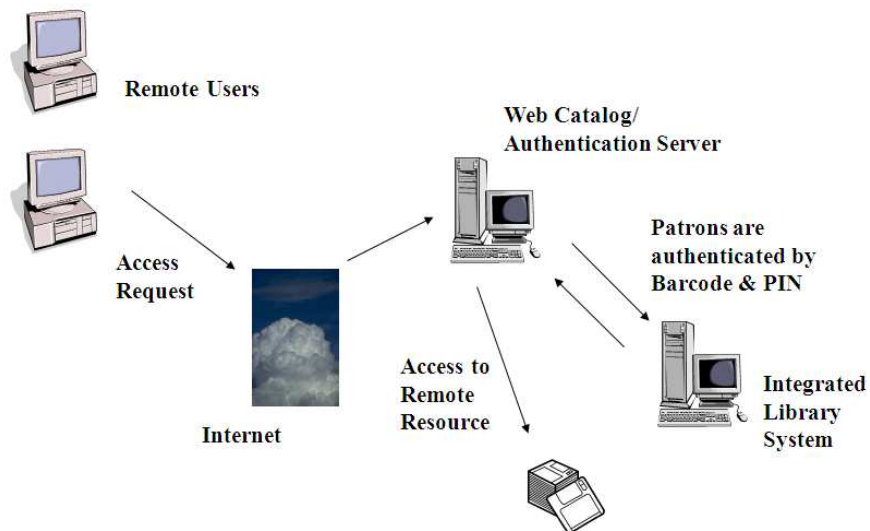
There are a number of reasons why a library would need to do authentication :

- Prevent unauthorized access to licensed resources
- Comply with vendor licensing requirements
- Comply with copyright law

## Overview

Overall, the authentication process usually looks like this.

# Patron Authentication Overview



A primary step in the process is user validation. The authentication server at the library needs to check the online system and verify that the user is in the patron database. This is usually done by checking two elements present in the user record. In RFK's case, this is the barcode and the PIN, though it could just as well be something like last name and birth-date. Generally at least one of the elements should be something that can't be easily guessed, either because you know something about the person or because you find their library card.

Many database vendors have a function in their administrator interface to allow you to upload patron information for user validation. The downside of this is that it's not querying your live patron database, so patrons without valid cards may gain access, and patrons with valid cards may be denied due to the time lag in between uploads. This consideration aside, using the vendor facility may be a good option if you can't afford an authentication module (such as Dynix's Remote Patron Authentication module, or RPA) to work with your library online system.

Beyond user validation there needs to be some method for the vendor to determine that their system should permit access to a given resource.

The common methods that vendors offer are:

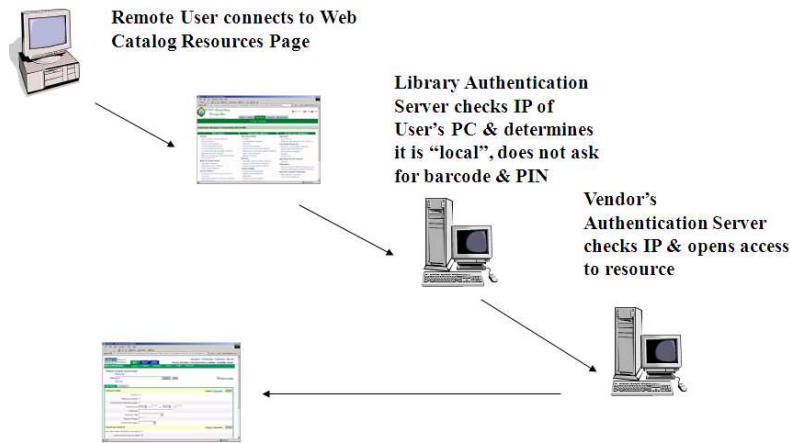
- IP validation
- Referring URL
- URL-embedded username/password
- Scripting methods

Proxy servers may also be employed to extend IP validation.

IP authentication is commonly used to validate access from the machines actually located at the library or campus site. Some vendors will want to enter the IP's into your administrator interface, while others will allow you to enter them yourself.



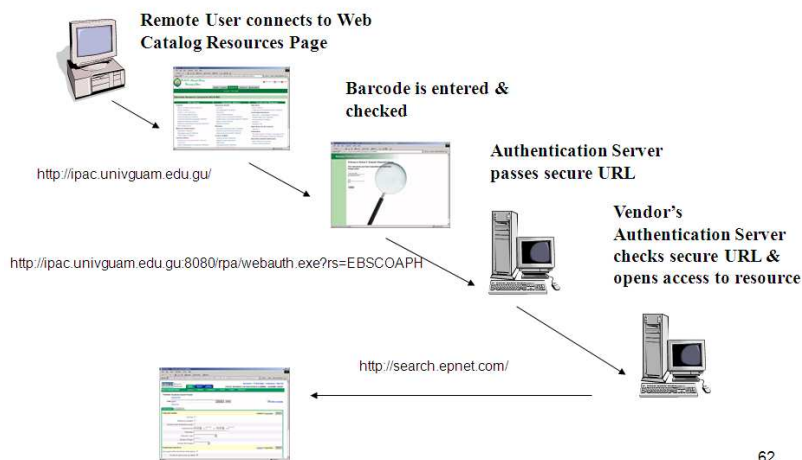
# IP Authentication



If you're running a local authentication server, it will probably be set up to check IP's initially to determine if user validation is required. In this case if it determines that the connection is coming from a local PC, it will skip user validation and allow the connection to pass on through to the vendor's servers. The vendor will also check the IP of the connection and if it determines that the user is located at your site, will then allows access to the resource.

Referring URL authentication is a little more difficult to understand. For this method you or the vendors enter the URL of a secure page in the administrator interface.

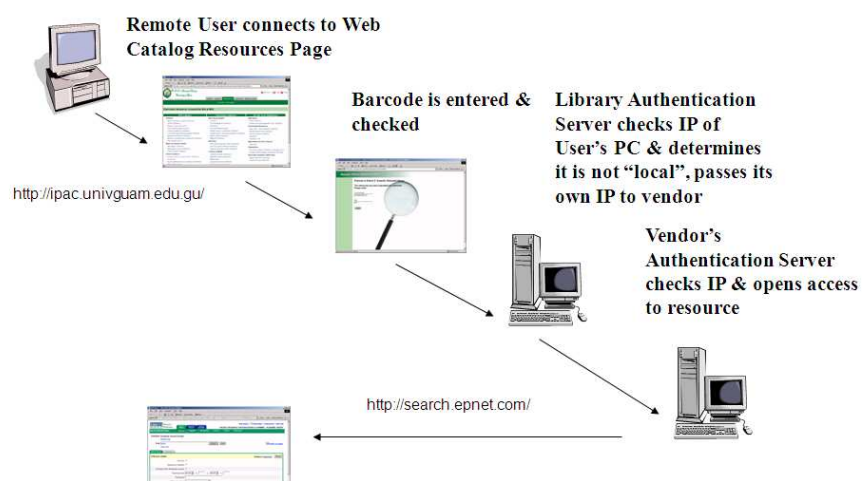
# Referring URL Authentication



When the user's IP is determined not to be local, the local authentication server requests a barcode and PIN or other record elements from the user. If these are determined to be valid, it allows the user's connection to pass through to the secure page. From the secure page the connection is immediately passed on to the vendor's server, which checks to see which page the connection is being referred from, hence the name "referring URL" for the method. If the referring page is one that the vendor knows the user can only reach by being first validated, the vendor then opens access to the resource.

Referring URL can become tricky to implement as they become longer and more complex. It may be easier to contemplate using a proxy server to extend the IP validation model. This relies on the same set of local IP's that were already entered for IP validation.

## Using a Proxy Server

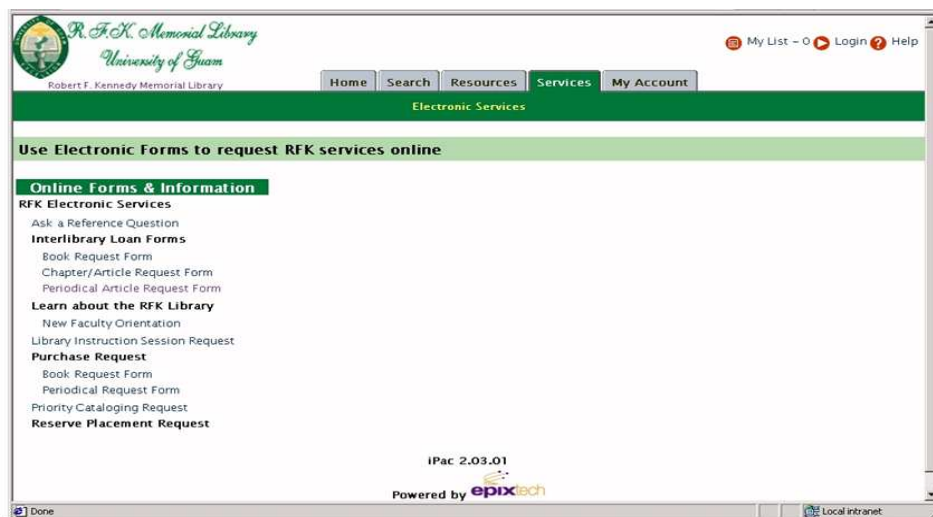


If the local library authentication server determines that the user's IP is not local, and the user then passes individual validation, instead of passing the user connection onto the vendor the authentication server permits the user to access the library's proxy server, which has a valid local IP. The proxy server does not pass the connection on at all, but instead opens a connection to the vendor's resource on behalf of the remote user. The vendor's system sees the connection as coming from a valid local IP and permits the access.

Some vendors also offer the ability to use a username and password for access, either in a script, or embedded in the URL the patron is using to access the resource. If the script runs on the library's authentication server, this is probably reasonably secure. When the username and password are embedded in the URL, it's desirable to change them often to prevent users from book-marking it and using it even when they're no longer entitled to access.

### Integrating Remote Services

Once users are able to access resources remotely, it's desirable to give them the ability to access some of the associated resources remotely as well. Interlibrary loan forms for instance, may be set up using html and simple scripts for sending them as emails to your ILL department.



**UNIVERSITY OF GUAM : INTERLIBRARY LOAN  
Periodical Article Request Form**

Name :  Barcode :   
 Department :  Phone :   
 E-Mail :  Last Usable Date :   
 Requestor Status :  UOG Faculty/Staff/Admin  UOG Grad Student  
 UOG Undergraduate  Other  
 OCEAN Checked ?  yes  no

---

Periodical Title :   
 Volume :  Number :  Date :  Pages :   
 Article Author :   
 Article Title :   
 Source of Citation :

Text of Source (cut and paste source info into this area if available).

Administrator interfaces also often offer the ability to send interlibrary loan requests from within their products.

### Summary

Regardless of their budget or resources, there are a variety of tools and techniques that libraries can use to manage the electronic resources they have acquired. By implementing a few simple practices, they can provide their users with a better integrated and more efficient experience.

*Editor's Note: Screen Images of EBSCO products provided with permission of EBSCO Publishing.*

## Electronic Resources : a Bibliography of Recent Articles

These articles deal with electronic resources generally, with an emphasis on electronic journals. They touch on numerous aspects of managing and utilizing electronic resources. I include the EBSCOhost Article Number (AN) as the product is widely available in Micronesia thanks to the PREL contract.

Balas, Janet L.. "Once Upon a Time, Librarians Managed Card Catalogs". Computers in Libraries 22 (10, Nov/Dec2002) : 48, 3p.  
(EBSCOhost AN 7685733)

Bevis, Mary D. Graham, John-Bauer. "The Evolution of an Integrated Electronic Journals Collection." Journal of Academic Librarianship 29 (2, Mar 2003) :115, 5p.  
(EBSCOhost AN 9506271)

Carol Hansen Montgomery, Ph.D. & Donald W. King. "Comparing Library and User Related Costs of Print and Electronic Journal Collections : A First Step Towards a Comprehensive Analysis." D-Lib Magazine Volume 8 (10, October 2002 ).  
<http://www.dlib.org/dlib/october02/montgomery/10montgomery.html>

Hogan, Tom. "Drexel University Moves Aggressively from Print to Electronic Access for Journals." Computers in Libraries 21 (5, May 2001) : p22, 5p.  
(EBSCOhost AN 4392604)

Kenney, Brian. "Drexel's (Almost) All-E-Journal Collection." School Library Journal Net Connect, 48 (11, Fall 2002) : 4, 3/4p.  
(EBSCOhost AN 7717130)

King, Donald W., Boyce, Peter B. & Montgomery, Carol Hansen & Tenopir, Carol. "Library Economic Metrics: Examples of the Comparison of Electronic and Print Journal Collections and Collection Services." Library Trends 51 (3, Winter 2003) : 376, 25p.  
(EBSCOhost AN 9913446)

Lewis, Nicholas. "Redefining roles: developing an electronic journals collection at the University of East Anglia." Information Services & Use, 2001 21 (3/4) :181, 7p.  
(EBSCOhost AN 5846261)

"Introduction." Library Technology Reports; 39 (2, Mar/Apr 2003) : 5, 1p  
(EBSCOhost AN 9329434)

"Sources for E-Journals." Library Technology Reports 39 (2, Mar/Apr 2003) : 6, 22p.  
(EBSCOhost AN 9329482)

"Acquisition of E-Journals." Library Technology Reports 39 (2, Mar/Apr 2003) : 28, 16p.  
(EBSCOhost AN 9329510)

"E-Journals : Access and Management." Library Technology Reports 39 (2, Mar/Apr 2003) : 44, 25p.  
(EBSCOhost AN 9329516)

The preceding four articles make up an issue of *Library Technology Review* devoted to all aspects of electronic journals. Together they make up one of the best summaries I have found of the Electronic Journals market and the practicalities of collecting & managing E-Journals.

McDowell, Liz. "Electronic information resources in undergraduate education: an exploratory study of opportunities for student learning and independence." British Journal of Educational Technology 33 (3, Jun2002) : 255, 12p.  
(EBSCOhost AN 6836639)

Moothart, Tom. "Adding to user confusion by adding more e-journals." Serials Review 1998 24 (3/4) :136, 3p.  
(EBSCOhost AN 1879486)

Roberts, Stephen A.. "Electronic journals in higher education: technology, decision making and economics." Information Services & Use 2001 21 (3/4) : 223, 12p.  
(EBSCOhost AN 5846253)

Shreeves, Edward. "The Acquisitions Culture Wars." Library Trends 48 (4, Spring 2000) : 877, 14p.  
(EBSCOhost AN 3595923)

Thornton, Glenda A.. "Impact of Electronic Resources on Collection Development, the Roles of Librarians, and Library Consortia." Library Trends 48 (4, Spring2000) : 842, 15p.  
(EBSCOhost AN 3595921)

-Prepared by Thomas Hodge (10/30/2003)

**Practical Techniques for Managing Library Electronic Resources :**  
**PIALA Annual Conference 2003 November 3-5**  
**Pohnpei, FSM**

**Thomas Hodge, Systems Librarian**  
**RFK Library, University of Guam**

**Some Related URL's**

RFK Memorial Library's Web Catalog

<http://ipac.univguam.edu.gu/>

The implementation example from my presentation.

LIBDEX : The Library Index

<http://www.libdex.com/>

This is an excellent collection of library web sites and web catalog URL's.

Dynix Horizon Information Portal (HIP) sites

<http://library.pittstate.edu/staff/susan/ipac/ipaclist.html>

These are specific to Dynix HIP.

Data Magician from Folland Software

<http://www.folland.com/>

MarcEdit by Terry Reese

<http://oregonstate.edu/~reese/marcedit/html/index.html>

There are probably other tools for batch-editing MARC records, but these are the two I'm most familiar.

## **Access to Free Materials: Support for Education Collections with Government Documents**

**Suzanne T. Bell, University of Guam**

**Government Documents Librarian, Robert F. Kennedy Memorial Library**

The purpose of this paper is to crack open a door leading to the discovery and awareness of a gold mine of resources. A wealth of resources is available to support education collections and those dedicated to information retrieval. This report will specifically explore the range of information available cost-free from the U.S. Federal Government. As a result of the Government Printing Office (GPO) currently migrating from hard copy print materials to digital format, this paper will discuss the impetus of this migration and as a result the increasing opportunities that now exist for educators to obtain and teach with government materials.

Considering the American way of life in terms of the First Amendment and freedom of speech, access to information is truly essential. With this spirit, the GPO began operation according to a Congressional Joint Resolution in June 1860, with the mission to inform the Nation by producing, procuring and disseminating publications of the Congress, executive departments and establishments of the Federal Government. The GPO carries its mission today and according to Judith Schiek Robinson, in her outstanding work *Tapping the Government Grapevine*, refers to the GPO as “The Mother Load,” considering that it is the US Federal Government’s primary reproducer and distributor of information.

In order to organize, manage, and disseminate the Federal Government’s information, the Depository Library Act of 1962 established the Federal Depository Library Program (FDLP), which is administered by GPO. “The Goal of the Federal Depository Library Program is to assure a current and permanent access to information published by the United States government” (GPO, 1998, p.2). In exchange for free materials, each of the 1330 Depository Libraries throughout the United States is mandated to maintain open and free access to the American public. The Robert F. Kennedy Memorial Library at the University of Guam (UOG) is a selective Depository receiving 38% percent of the materials produced by the GPO. These materials compile a designed profile reflecting programs at UOG, such as agriculture, education,



health, military science, social work for example. This partnership with UOG and the FDLP links the UOG academic community and the public with government information.

Considering the historic goal of information dissemination by the Federal Government, a compelling letter dated August 25, 2000, was sent to all 1330 of the Nation's depository libraries from the then Director of the FDLP and Superintendent of Documents Francis J. Buckley, Jr. This document announced a most profound change in how the American public would access Government information in the future via electronic format. Buckley's announcement stated that as a result of "the proposed congressional appropriation for the FDLP, the shift to a primarily electronic program will accelerate" (GPO, 2000, p.1). Consequently both diminished funding for federal publishing and developing technologies, greatly accelerated the migration and "rapid growth of online electronic content deliver" (GPO 2000, p.1 ).

The Superintendent of Document's announcement rippled through the FDLP community, gathering reactions such as "the government's target of making all its services available electronically by 2005 is a milestone in the application of electronic communication" (Ryan, 2002, p.48).

Another milestone soon to be realized impacted information seekers in remote areas such as the Western Pacific island communities. With this electronic revolution and migration from print to digital format, comes a smorgasbord of resources available at a click. This feast of resources for educators facing limited alternatives is revolutionary.

The list of significant government sites is extensive. Simply consider the material held at the Library of Congress, the National Library of Education, the National Library of Medicine, twelve Presidential Libraries and all the federal agencies to appreciate the volume. I have chosen a limited peek at my favorites, with the intention of whetting appetites and inspiring further exploration into this true national treasure... Government Documents.

As an academic librarian, I view the following web sites as significant; they are my favorites and consistently produce appropriate results.

The GPO Access provides a web page titled *Core Government Documents of U.S. Democracy* [http://www.access.gpo.gov/su\\_docs/locators/coredocs/](http://www.access.gpo.gov/su_docs/locators/coredocs/) which includes a range of documents such as *the Bill of Right, The Constitution of the United States of America, The Declaration of Independence* and *The Gettysburg Address* to name a few.

Next is FirstGov.gov <<http://www.firstgov.gov/>> the official U.S. gateway to all government information and the catalyst for a growing electronic government. With the government as ones fingertips, more than 186 million web pages may be searched from federal and state governments, the District of Columbia and U.S. territories. FirstGov has the most comprehensive search of government anywhere on the Internet.

The Library of Congress in 1995 initiated the THOMAS World Wide Web system <<http://thomas.loc.gov> >, a mechanism to search the U.S. Congress on the Internet. The current congressional session as well as archived materials may be searched, including committee composition and voting records. It has search capabilities, allowing for information gathering on a wide range of legislation initiatives.

This report continues through a Power Point journey of web sites focused on U.S. Government web pages such as ERIC from the U.S. Department of Education, National Biological Information Infrastructure from U.S. Geological Survey, NASA, Smithsonian, National Parks- *Teaching with Historical Places*, The Library of Congress, The National Archives, The CIA - *The World Fact Book*, the National Gallery of Art and GPO's Ben's Guide to US Government. These web sites include a range of education materials for students, parents, administrators, and teachers, including lesson plans and activities for K-12 and beyond.

Specific examples presented included a lesson from the National Archives digital Classroom on "The Development of the Industrial United States." This teaching with documents

lesson plan includes Alexander Graham Bell and Thomas Edison's inventions of the telephone and light bulb respectively. Individual background information is offered as well as the respective patent drawings. The lessons cover the power of Congress to grant patents, understanding of the period of industrialization and links to modern corporations and research group activities. A range of analytical writing topics are offered such as "how has the electric light or telephone changed life in the United States and discuss ways these inventions affect the following: Environment, Workplace, Home, Life, Women, Safety and Health, Etiquette, and Warfare" (NARA).

The Power Point presentation concludes with the introduction of the ENC – Eisenhower National Clearinghouse web site <http://www.enc.org>, a plethora of education resources relating to web links, professional development, education topics and lessons and activities. I selected a lesson plan relating to numbers and operations, specifically fractions. This lesson, “Who Wants Pizza?” (*handout #2 at end of this paper*), deals with a full range of fraction calculations and activities (ENC). A handout for this lesson as well as Ben’s Guide to US Government, “Signers of the Constitution Word Search” (Ben’s Guide) (*handout #2 at end of this paper*) and an extensive list of Internet Government Documents Education Resources were provided (*handout #3 at end of this paper*).

Government information is a true national treasure. The range and depths of this resource is beyond imagination. With this report, the intention was to spark curiosity and to inspire those dedicated to information access and to further explore the wealth of education materials offered through the US Government cost free. Educators located in remote areas now have extraordinary opportunities, unlimited opportunities available with the click of a mouse.

## References

National Archives and Records Administration (NARA). *Teaching with Documents*. [WWW document]. URL [http://www.archives.gov/digital\\_classroom/teaching\\_with\\_documents.html](http://www.archives.gov/digital_classroom/teaching_with_documents.html)

Robinson, J. (1998). Tapping the Government Grapevine. (1998). (2) Phoenix, AZ: Oryx Press.

Ryan, P. (June 2002). ‘e’ is for education. *Update*, 1(3), 48-49.

Stewart, TR. (2002). Get 'em while they're young: Outreach ideas for K-12. *A Quarterly Journal of Government Information Practice and Perspectives*. 30(1), 19-22.

U.S. Government Printing Office (GPO). *Ben's Guide to US Government for Kids*. [WWW document]. URL <http://bensguide.gpo.gov/9-12/index.html>

U.S. Government Printing Office (GPO). *Library programs service FY2000 annual report*. [WWW document]. URL [http://www.access.gpo.gov/su\\_docs/fdlp/pubs/ecplan.html](http://www.access.gpo.gov/su_docs/fdlp/pubs/ecplan.html).


U.S. Government Printing Office (GPO). *Administrative notes*. [WWW document]. URL [http://www.access.gpo.gov/su\\_docs/fdlp/pubs/ecplan.html](http://www.access.gpo.gov/su_docs/fdlp/pubs/ecplan.html)

*Handout #1: "Who Wants Pizza?" lesson from Eisenhower National Clearinghouse*


Cynthia Lanius' Lessons: Who Wants Pizza? Fractions Introduction Page 1 of 4

Cynthia Lanius

### Who Wants Pizza?



All the children are going to share the pizza. We will cut enough pieces so each child can have one, and the pieces should all be the same size.




In math, we call each piece a *fraction* of the whole pizza.

---

How to Make a Fraction

---

Take an object like the blue box.



Divide it into equal parts.



Let's color one of the parts red.



Now we can write the fraction of the box that is red.

$$\frac{1}{4} = \frac{\text{red part}}{\text{total number of parts}}$$

### Something for You to Do


**Directions:** What fraction of the total parts is red in the boxes below? Click on the correct answer.




1. (a.  $\frac{3}{3}$ ) (b.  $\frac{2}{3}$ ) (c.  $\frac{1}{2}$ ) (d.  $\frac{1}{3}$ ) (e.  $\frac{0}{3}$ )




2. (a.  $\frac{3}{3}$ ) (b.  $\frac{2}{3}$ ) (c.  $\frac{1}{2}$ ) (d.  $\frac{1}{3}$ ) (e.  $\frac{0}{3}$ )



3. (a.  $\frac{3}{3}$ ) (b.  $\frac{2}{3}$ ) (c.  $\frac{1}{2}$ ) (d.  $\frac{1}{3}$ ) (e.  $\frac{0}{3}$ )



4. (a.  $\frac{3}{3}$ ) (b.  $\frac{2}{3}$ ) (c.  $\frac{1}{2}$ ) (d.  $\frac{1}{3}$ ) (e.  $\frac{0}{3}$ )



5. (a.  $\frac{1}{3}$ ) (b.  $\frac{2}{3}$ ) (c.  $\frac{1}{2}$ ) (d.  $\frac{1}{3}$ ) (e.  $\frac{0}{3}$ )

How Did You Do? Click on "Get Score" below.

Get score	
Clear	
Score =	Correct answers:


If 7 children shared the pizza equally, what fraction of the pizza did each child get?

Answer

To the Top or To more practice or To the next fun activity or To the Table of Contents

lanius@math.rice.edu

Handout #2: Signers of the Constitution Word Search from Ben's Guide to U.S. Government



### Signers of the Constitution Word Search

Thirty-nine of the fifty-five delegates to the Constitutional Convention signed the Constitution. Find the names of these men by looking forwards, backwards, and diagonally.

W	I	L	L	M	E	R	E	F	I	N	N	E	J	S	A	M	O	H	T	T	S	F	O	L	E	I	N	A	D
A	J	R	U	G	O	S	R	E	G	N	I	Y	D	A	W	I	L	L	I	A	M	P	A	T	E	R	S	O	N
J	A	M	E	S	M	A	D	I	S	O	N	J	R	X	R	O	R	S	E	O	E	G	E	F	S	E	M	A	J
S	M	D	H	Z	W	I	L	L	I	A	M	S	A	M	U	E	L	J	O	H	N	S	O	N	M	Z	U	L	O
Y	E	N	K	C	N	I	P	S	E	L	R	A	H	C	N	G	I	O	A	F	R	A	N	K	Y	N	B	F	H
E	S	Y	A	S	R	E	N	O	W	I	L	S	O	D	W	A	H	M	C	X	T	B	M	R	D	I	J	N	
N	Z	O	B	S	J	O	H	N	D	I	C	K	I	N	S	O	N	I	E	D	L	O	B	T	O	W	L		
K	O	E	N	O	T	L	I	M	A	H	R	E	D	N	A	X	E	L	A	N	U	B	B	I	N	H	S	A	A
C	D	G	M	H	O	M	Y	E	L	R	A	E	R	B	D	I	V	A	D	U	G	E	B	U	N	D	N	L	N
N	I	L	K	N	A	R	F	N	I	M	A	J	N	E	B	M	R	N	T	P	R	E	O	R	T	G	L	G	B
I	R	K	R	J	D	R	O	F	D	E	B	G	N	I	N	N	U	G	E	T	H	L	U	R	O	G	E	R	S
P	I	E	R	C	E	B	U	T	L	E	R	Z	R	E	U	A	C	D	M	U	B	T	T	C	S	O	N	I	T
H	E	J	A	M	E	S	W	I	L	S	O	N	F	M	J	I	L	O	I	M	L	M	L	W	R	A	M	E	H
T	X	A	P	I	N	K	I	C	W	R	U	A	V	N	Z	O	R	N	A	E	D	A	I	G	H	T	S	A	G
R	B	R	J	E	N	C	L	A	I	G	Y	E	Z	H	R	O	I	D	O	I	H	E	A	M	O	H	T	I	
O	H	E	A	N	O	J	L	R	L	S	R	B	L	C	I	T	L	G	Y	R	E	R	M	I	C	H	A	E	A
W	A	D	Y	S	T	O	I	R	L	C	O	T	I	S	G	L	E	O	R	T	E	O	Y	B	A	T	S	D	P
S	N	I	R	L	Y	P	A	O	I	V	G	N	V	N	I	C	H	O	L	A	S	G	I	L	M	A	N	O	S
E	I	N	E	I	A	I	M	L	A	W	E	O	I	W	D	R	I	N	D	R	I	L	M	A	N	C	I	R	S
T	L	G	M	Y	D	E	L	R	M	C	R	H	N	J	A	M	E	S	M	C	H	E	N	R	Y	K	T	U	B
O	F	E	Y	I	N	R	I	N	F	L	S	M	L	L	O	R	R	A	C	L	E	I	N	A	D	L	A	F	B
C	F	R	L	N	A	C	V	K	E	A	H	J	T	G	R	X	R	F	E	W	T	N	T	J	O	O	M	U	O
S	I	S	C	G	H	E	I	J	W	N	E	U	O	U	H	M	S	I	G	H	S	A	E	L	N	Y	O	S	D
E	M	O	E	S	T	B	N	E	Q	S	R	M	F	J	L	A	J	V	A	D	A	H	C	I	R	E	D	K	D
L	S	L	G	I	A	U	G	R	D	I	M	O	T	O	E	R	X	M	O	L	M	T	W	A	P	L	B	I	R
R	A	L	R	G	N	R	S	Y	P	G	A	D	K	R	I	C	H	A	R	D	B	A	S	S	E	T	T	N	A
A	M	Z	O	R	O	X	T	N	A	Z	N	J	S	I	R	R	O	M	R	U	E	N	R	E	V	O	U	G	H
H	O	U	E	E	J	E	O	M	S	N	O	M	I	S	Z	T	I	F	S	A	M	O	H	T	I	D	A	M	C
C	H	N	O	L	W	I	N	I	W	D	L	A	B	M	A	H	A	R	B	A	U	S	X	O	H	L	T	O	I
S	T	O	E	N	O	S	M	A	I	L	L	I	W	H	G	U	H	W	I	L	L	I	A	M	J	B	M	Y	R

Abraham Baldwin	Hugh Williamson	Pierce Butler
Alexander Hamilton	Jacob Broom	Richard Bassett
Benjamin Franklin	James McHenry	Richard Dobbs Spaight
Charles Pinckney	James Madison, Jr.	Robert Morris
Charles Cotesworth Pinckney	James Wilson	Roger Sherman
Daniel Carroll	Jared Ingersoll	Rufus King
Daniel of St. Thomas Jennifer	John Blair	Thomas Fitzsimons
David Brearley	John Dickinson	Thomas Mifflin
George Clymer	John Langdon	William Blount
George Read	John Rutledge	William Few
George Washington	Jonathan Dayton	William Livingston
Gouverneur Morris	Nathaniel Gorham	William Paterson
Gunning Bedford, Jr.	Nicholas Gilman	William Samuel Johnson

Stumped? Ah ha, Ben hid them well! If you must, here are the [answers](#).

2003 13th Annual PIALA Conference Proceedings

Page 78

المنارة للاستشارات

www.manaraa.com

## Handout #3: Government Documents Education Resources

**Government Documents Education Resources**  
Compiled by Suzanne T. Bell, Assistant Professor  
University of Guam, RFK Library  
November 2003

### US Government Sites -General

FirstGov- Official web site for searching the U.S. Government  
<http://www.firstgov.gov/>  
Thomas -US Congress on the Internet  
<http://thomas.loc.gov>  
World Fact Book -Contains country profiles, geographic background, population studies,  
government and economic data  
<http://www.cia.gov/cia/publications/factbook>  
GPO Core Documents of the US Democracy  
[http://www.access.gpo.gov/su\\_docs/locators/coredocs/](http://www.access.gpo.gov/su_docs/locators/coredocs/)

### US Government Education Sites

Ask ERIC -Educational Resources Center  
<http://ericir.syr.edu/>  
Biological Information Resources  
<http://www.nbi.gov/education/>  
Central Intelligence Agency -CIA's Homepage for Kids  
<http://www.cia.gov/cia/ciakids/index.shtml>  
ERIC -Educational Resources Information Center  
<http://www.eric.ed.gov>  
National Archives and Records Administration -Primary Sources and Activities  
[http://www.archives.gov/digital\\_classroom/teaching\\_with\\_documents.html](http://www.archives.gov/digital_classroom/teaching_with_documents.html)  
National Gallery of Art -Education  
<http://www.nga.gov/education/education.htm>  
National Center for Education Statistics NCES  
<http://nces.ed.gov/practitioners/>  
NASA Education Resources  
<http://education.nasa.gov/>  
Smithsonian Education & Outreach  
<http://www.si.edu/>  
<http://www.library.unt.edu/govinfo/k-12/resources.html>  
The Library of Congress - Country Studies  
<http://memory.loc.gov/learn/>  
The Feds Go to the Science Lab <http://www.cr.nps.gov/nr/twhp/>  
<http://exlibris.memphis.edu/govpubs/school4.htm>

Uncle Sam -The Feds Go to School  
<http://exlibris.memphis.edu/govpubs/school1.htm>  
U.S. Department of Education  
<http://www.eric.ed.gov>  
National Park – Teaching with Historic Places  
<http://www.cr.nps.gov/nr/twhp/>  
U.S. Patent and Trademark Office  
<http://www.uspto.gov/go/kids/kidlinks.html>

#### Educator's Resources With Government Links

A Commonwealth of Knowledge, Virginia's Site for Educators  
<http://www.knowledge.state.va.us/welcome.htm>  
ENC -Eisenhower National Clearinghouse  
<http://www.enc.org>  
Public Documents Forum Resources for Teachers  
<http://www.vla.org/pdf/Programs/Grundweb.htm>  
Libraries of British Columbia -Taking a Trip Through time  
<http://www.bcpl.gov.bc.ca/src/2000/manual.html>  
Resources for Education Professionals -University of North Texas  
<http://www.library.unt.edu/govinfo/k-12/resources.html>  
Using Primary Sources on the Web  
<http://www.lib.washington.edu/subject/History/RUSA/>

#### General Lesson Plans

Apple Computer K-12 Lesson Plan Library  
[http://ali.apple.com/ali\\_sites/ali/new\\_teaching.html](http://ali.apple.com/ali_sites/ali/new_teaching.html)  
Crayola Creativity Center Lesson plans -creative communication involves language and visual arts,social studies, science and math.  
<http://www.crayola.com/educators/index.cfm/essons/>  
Daryl Cagle's Professional Cartoonists Index Teacher's Guide -A collection of newspaper editorial cartoons and lesson plans for social sciences, art, journalism and English at all levels.  
<http://cagle.slate.msn.com/teacher/>  
DiscoverySchool Lesson Plans -access to 400+ free classroom-ready lesson plans and activities for K -12 science, social studies, and literature education.  
<http://school.discovery.com/lessonplans/>  
EdHelper Includes links to over 5000 lesson plans.  
<http://www.edhelper.com/>  
EDSITEment Lesson Plans -lesson plans and activities: Literature & Language Arts, Foreign Language, Art & Culture, History & Social Studies.  
[http://edsitement.neh.gov/lesson\\_index.asp](http://edsitement.neh.gov/lesson_index.asp)  
Education World -Lesson Planning Center  
[http://www.education-world.com/a\\_lesson/index.shtml](http://www.education-world.com/a_lesson/index.shtml)  
Funbrain.com -A teaching resource that allows for the creation of quizzes for students online.

<http://www.funbrain.com/index.html>  
GEM --The Gateway to Educational Materials -access to high quality Internet lesson plans, curriculum units and other education resources.  
<http://www.thegateway.org/>  
Lesson Plans-Explorer Database -A collection of educational resources for K-12 mathematics and science education.  
<http://unite.ukans.edu/>  
Northwest Regional Educational Laboratory --The Library in the Sky Lesson Plans  
<http://www.nwrel.org/sky/>  
PBS TeacherSource A large collection of lesson plans, teacher guides and online student activities correlated to 90 sets of state and national curriculum standards.  
<http://www.pbs.org/teachersource/>  
Teachers.Net Lesson Plan Exchange  
<http://teachers.net/lessons/>  
Teachnet.com Lesson Plans  
<http://www.teachnet.com/lesson/index.html>  
The Lesson Plans Page Offers lesson plans in a variety of subjects along with an educational links section.  
<http://www.LessonPlansPage.com/>  
The New York Times Learning NetWork On the Web --Lesson Plan Archive  
<http://www.nytimes.com/learning/teachers/lessons/archive.html>  
The Solution Site -K12 Lesson Plans Part of the West Virginia Turnkey Solution, U.S. Department of Education Technology Innovation Challenge Grant.  
<http://www.thesolutionsite.com/>  
USGS: What Do Maps Show (grades 5-8) Introduction and Activities -Shaded Relief and Topographic Map -Teacher Guide Map Packet.  
<http://interactive2.usgs.gov/learningweb/teachers/mapshow.htm>  
World School Lesson Plans  
<http://www.wvaworldschool.org/html/lesson/plans/plans.htm>  
Creative Solutions Resources  
<http://www.creativesolutions.8m.com/LINKS/Resources.htm>



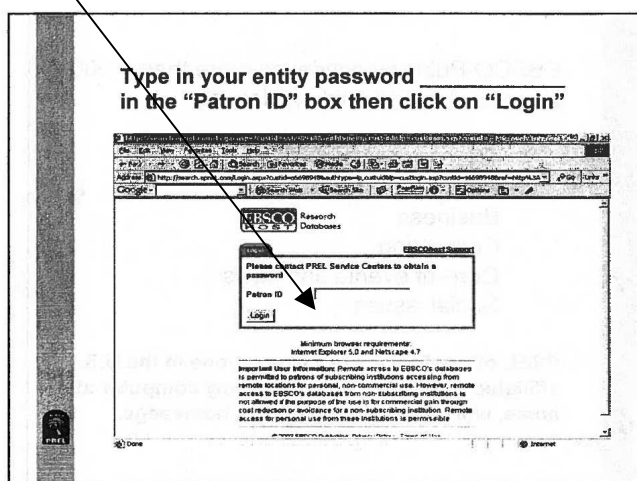
**Searching EBSCO via PREL**  
**Franda Liu, PREL**  
**Information Resource Specialist**

EBSCO Publishing indexes more than 6,000 magazine and journal articles in education, health, business, computing, current events and news and social issues. PREL offers free access to everyone in the U.S.-affiliated Pacific. Connect from any computer at home, work, or school via PREL's homepage.

Visit PREL's homepage at <http://www.prel.org>. Click on "Need to do research?"



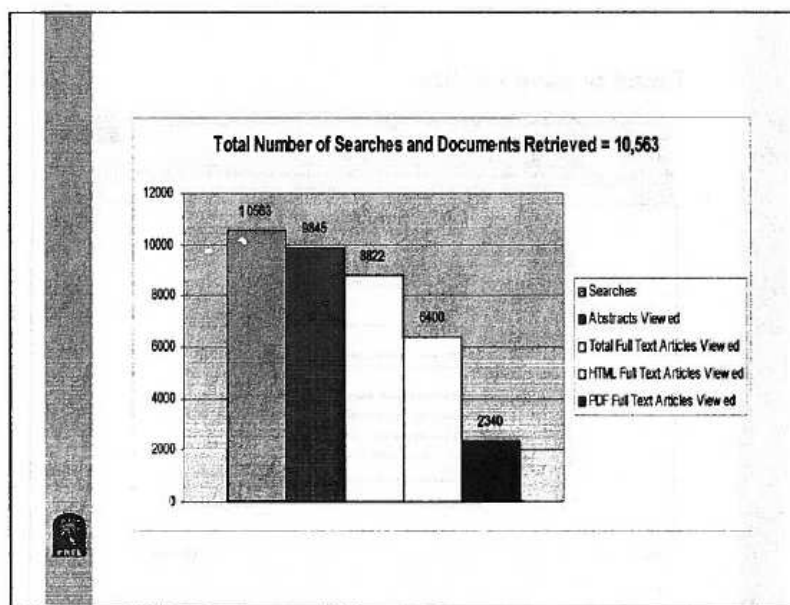
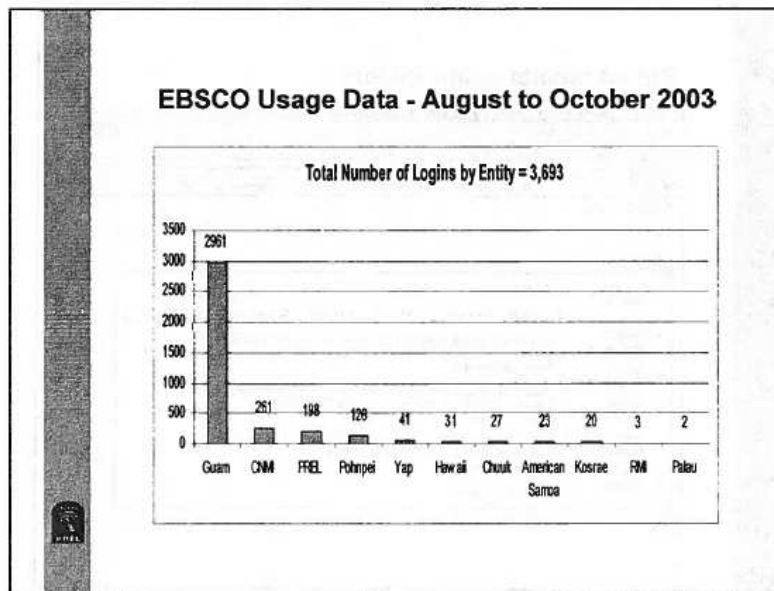
Type in your entity password in the "Patron ID" box then click on "Login."

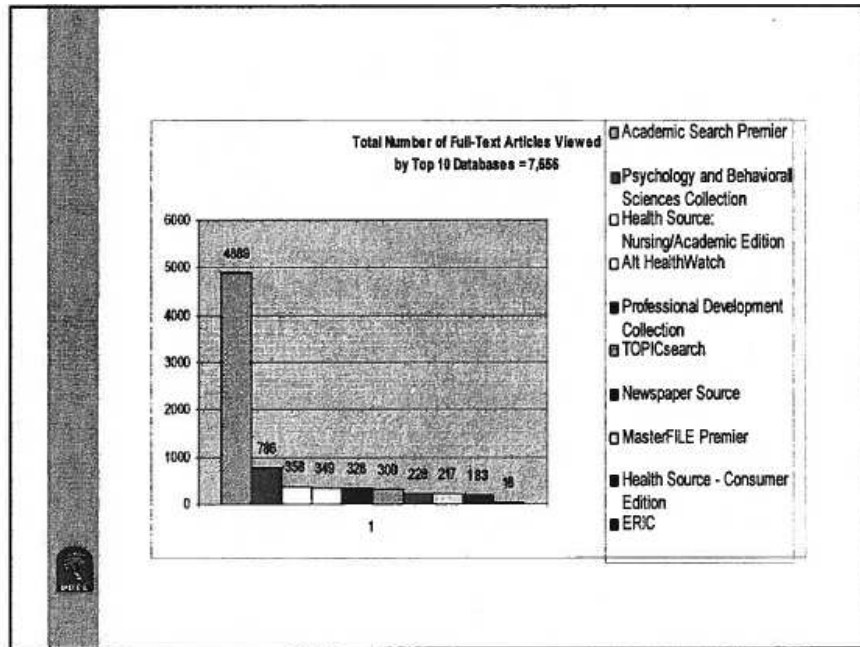


A unique password has been created for each entity: American Samoa; Chuuk; CNMI; Guam; Hawaii; Kosrae; Pohnpei; Palau; and Marshall Islands.

*[editor's note: The presentation continues with slides describing search features of the EBSCO databases.]*

Some recent usage statistics:





What we have covered:

Access EBSCO

Select databases

Search tips

Receive results

Hands-on exercises

Where is EBSCO login via PREL?

Where can I find a list of all health related databases in EBSCO?

Can I review articles on “reading assessment” published only in the past two years?

How can I forward my results to my friend?

*Editor's Note: Screen Images of EBSCO products provided with permission of EBSCO Publishing.*

## Presenting and Preserving Photographs (handouts)

Lynn Davis, University of Hawaii at Manoa

Head, Preservation Services, Hamilton Library

### Caring for Your family's images

- **Inventory:** Know your collections. What do you have?
- **Sharing your family story:** How do you want to make your images available? How do you want to tell your family story?
- **Preservation resources:** Invest in care of your original images
- **Plan:** Know what your goals are and take steps to care for your photographs and share them with your family. Keep it simple; Start- take a step-at-a-time.

### Storing Photographs

- Select the driest, coolest place in your home to store your photographs.
- Do not store photographs near open windows.
- Keep storage area as dust free as possible.
- Keep area insect free.
- Regularly monitor materials for insect infestations, mold, etc.
- Store photographs or albums in archival boxes. This will create a micro-environment that is less susceptible to fluctuations in temperature or relative humidity.

Lynn Davis, Preservation Department, University of Hawaii at Manoa, March 2003.  
Email: [ldavis@hawaii.edu](mailto:ldavis@hawaii.edu) Phone: 956-8539

### Some enemies of photographs

Photographs can be harmed by both direct contact (acidic album pages) or by chemical vapors (storage in box made of acidic board). High temperatures and relative humidity will accelerate deterioration.

- Acidic mounting board
- Chemical residue from photo processing
- Cockroaches
- Coffee
- Dust
- Freezing photographs
- Fumigants (i.e. for termites, insects, etc.)
- Geckos
- Hair spray
- Heat
- High Humidity
- Lamination
- Lunch
- Magnetic Photo Albums
- Mold
- Moisture
- Oil from fingers
- Paper clips
- Pens
- Rubber bands
- Rubber cement
- Rummaging
- Silverfish
- Stress (tightly rolled photographs)
- Tape (pressure sensitive)
- Termites
- UV- light
- Windex
- Wood

## SHARING & CARING: FAMILY STORIES

- **Keeping photos and mementos in shoeboxes and drawers.**
  - No comment!
- **Keeping old photo albums:**
  - Do not dismantle old albums unless the album is damaging the images (i.e. magnetic albums). The creator of the album tells a story simply by sequencing photos.
  - Store albums in archival boxes.
  - Images can be scanned for sharing and easier access.
- **Making albums of recent events, trips, grand children, etc.**
  - Identify photos and date them on the back edge of the image.
  - I like to use polypropylene pockets. It is simple to slip the pictures into the sleeves and everyone can enjoy them.
- **Making archival albums for family history**
  - Archival albums can be expensive and time consuming to create.
  - Generally I find people get started on albums with good intentions and don't finish them.
  - Often albums only have brief captions, and do not relate family stories.
- **Using Digital media to share photos and care for the originals by placing them in folders and boxes.**
  - **Digital media is not a preservation format.** However it is a great way to share photos and tell family stories.
  - Original photos, negatives and slides can be organized and stored in archival folders and boxes.
  - Avoid proprietary scrapbook type software.
  - Use readily available software that is going to be around in the future and you will be able to migrate your images and stories to the next generation of software.
  - For the Vas Family story, I scanned the images and copied them into Microsoft word.
  - This is my best friend's family. We sat together at the computer and I typed as she talked. It was a wonderful thing to share, and I know her family will treasure her stories that come up when she looks at the photos.
  - The file can be saved either on a zip or a CD.
  - Obsolescence with software, hardware, or storage media makes it essential to manage this material and review its accessibility every 2-3 years. Who remembers 5 1/4 inch floppies? How about Beta?

Prepared by Lynn Davis, University of Hawaii, Hamilton Library, Preservation Department, April 2003.  
Email: [ldavis@hawaii.edu](mailto:ldavis@hawaii.edu) Phone: 956-8539

### Sophie and Cyril Vas Family Album



It was quite a love affair between Sophie Vas and Cyril Vas. They were distantly related. I do not know how they met, but, my father's older brother was in love with Sophie. Given the preference given to an older sibling, brother Joe took it for granted that he would be the one to marry my mother.

When he realized that his suit was progressing, he appealed to his sister Matilda (aka Mits), a wonderful generous and open or liberal thinking woman, to intervene on his behalf and remonstrate with Cyril to drop out of the picture. Matilda's response was typical of the way she handled issues such as this. She informed him that decision as to whom my mother would marry was entirely hers.

My father was the nicer man and he won the hand of the beautiful Sophie!

Prepared by Lynn Davis, University of Hawaii, Hamilton Library, Preservation Department, April 2003.  
Email: [ldavis@hawaii.edu](mailto:ldavis@hawaii.edu) Phone: 956-8539

**Metal Edge**  
2721 E. 45<sup>th</sup> St.  
Los Angeles, CA 90058  
(800) 862-2228  
<http://www.metaledgeinc.com>

**University Products**  
PO Box 101  
Holyoke, MA 01041-0101  
(800) 628-1912  
<http://www.universityproducts.com>

**Terms frequently used by suppliers:**

- *Archival* is a generic term that is used to describe products that will benefit your efforts to care for your family materials. However, there is no agreed standard and it is a term used to market materials. Purchase supplies from reputable dealers.
- *Acid free* - refers to pH of paper, which measures the acidity. Acid free, neutral material should have a pH 7 or above.
- *Lignin* is found in tree or lignified material. It is more or less completely removed during chemical pulping operations in paper manufactured. If it remains in paper it can effect pH.
- *Buffered* - Alkaline added as buffering agent that increases the alkalinity of paper/board to defend against environmental acids, and migration of acidity. Suggestion: cellulose nitrate, and early safety film negatives, brittle prints, prints on brittle acidic mounts.
- *Non buffered* - Does not have added Alkaline. Suggestion: for Albumen, cyanotype, Dye Transfer, Color prints,
- *P.A.T. Photographic Activity Test IT9.16* - Series of professional tests that gage the reactivity of photographic materials with which they will come into contact. All P.A.T. tests are conducted in accordance with the American National Standards institute (ANSI).
- *Mylar (Melinex) products* - Polyester film; safe to use for storage when you require transparency. It will also protect photos from being damaged by fingerprints. It can trap moisture that can cause mold to grow on images.
- *Polypropylene products* - Neutral plastic; safe to use for storage when you require transparency. It will also protect photos from being damaged by fingerprints. Polypropylene does not breathe and can trap moisture that can cause mold to grow on images.
- *Paper products* - Paper enclosures are opaque and block light. They are also porous and help prevent accumulation of moisture and gases. Paper breathes and can absorb and release moisture.

Prepared by Lynn Davis, University of Hawaii, Hamilton Library, Preservation Department, March 2003.

**Archival Supplies:**

- Choose products the manufacturers identify as intended primarily for photographic materials.
- Deal with suppliers who are familiar with the special needs of photographs. Ask questions!
- Catalogs are a great source of information.
- Order from companies used by Library, Archive or Museum professionals.

**Archival Supply Sources:**

**Island Image Works**  
Brian Tanimoto  
284 Kilauea Ave.  
Hilo, Hawaii 96720  
(808) 961-0042  
[bytani@yahoo.com](mailto:bytani@yahoo.com)

Brian keeps up with the latest products. He is a great resource. He can bring products from Gaylord for you quickly and at less cost including cost of item and delivery. He is also familiar with products from Light Impressions and University Products.

**Dekko Silverfish Packs - SKU 29893**  
The Vermont Country Store  
(802) 362-8364  
[www.vermontcountrystore.com](http://www.vermontcountrystore.com)

This product for years has not been carried by the standard archival products distributors. It is basically a small corrugated paper pack that is infused with boric acid.

**Safe-T-Stor Rigid Polypropylene Slide Pages**  
Franklin Distributors  
PO BOX 320  
Denville, New Jersey 07834  
(201) 267-2710

These slide pages are also available from other suppliers, including Light Impressions.

**Gaylord Archival**  
PO Box 4901  
Syracuse NY 13221-4901  
(800) 448-6160  
<http://www.gaylordmart.com/>

Save money on shipping: order through Island Image Works!

**Light Impressions**  
439 Monroe Avenue  
Rochester, NY 14607-3717  
(800) 828-6216  
<http://www.lightimpressionsdirect.com>

Light Impressions specializes in products for photographs.

Prepared by Lynn Davis, University of Hawaii, Hamilton Library, Preservation Department, March 2003.

## **Result of the library professional development survey taken at PIALA 2002**

**Nancy Lane**

**PREL**

With the exception of the first survey result, survey responses are listed according to most cited.

### “Average“ librarian participating in the survey:

- Works in a school, community college, or public library.
- Library serves less than 1000 people.
- One or two staff in the library.
- Works at professional or paraprofessional level.
- Has responsibility for cataloguing, administration, and reference.
- Has worked in the position 1 to 5 years.
- Has worked for the organization 1 to 10 years.
- Has worked in the library field 1 to 10 years.
- Has a bachelor’s degree, associate diploma, some college education

### Professional development providers used:

- Professional Association: Local meetings/ Conference – 18
- Professional Association: Regional meeting/ conference – 14
- In-service training at my library – 13
- Library school – in person – 8
- External college/ university – 7
- Local college/ university – 6

### Current Professional Association Membership

- Pacific Islands Association of Libraries, Archives and Museums (PIALA) – 34
- Federated States of Micronesia – Associations of Libraries, Archives, and Museums (FSM-ALAM) – 5
- American Library Association (ALA) – 3
- Pacific Regional Branch International Council on Archives (PARBICA) – 3
- Marshall Islands Library Association (MILA) – 3
- Australian Society of Association – 2
- International Federation of Library Association (IFLA) – 2

### Library Technical and Subject specialist skills most needed

- Catalogue – 27
- Information literacy/ library instructions – 22
- Collection Development – 21
- Reference resources and skills – 21
- Works with young people – 21

- Records management – 20

#### Management skills most needed

- Technology planning – 23
- Staff motivation – 21
- Using data for decision making – 21
- Program planning – 19
- Facility planning – 17
- Policy development - 17

#### **Computer skills most needed**

- Online catalogue – 25
- Internet searching – 22
- Power Point - 17
- Database – 16
- Acquaintance – 15
- Online Reference –15

#### **Preferred types of courses**

- Skill-building (3 to 6 hour blocks ) at PIALA conference – 24
- Formal local coursework through local community college – 17
- Formal distance education coursework through University of the South Pacific – 17
- Skill-building ( 3 to 6 hour blocks) at PFC – 16
- Formal distance education coursework through an Australian institution – 15
- 

#### **Preferred learning modes**

- In person – 28
- Course work spread over a semester – 22
- Distance education – Internet – 20
- Distance education – mail – 13
- Intensive coursework over a week or less – 10
- Weekend course – 10

#### **Best time for PD activity**

- Afternoons/ evenings – 13
- Weekends – 11
- Monday- Friday – 9
- When school is not in session – 4

Nancy Lane

PREL

Email: [lanen@prel.org](mailto:lanen@prel.org)

Phone: (808) 441- 1400



**Project to Create and Expand Digital Databases for Three Collections in the University of  
Hawai'i at Manoa Libraries: Final Report for Grant LL-80211-98**

**Martha Chantiny, University of Hawaii at Manoa**

*Editor's Note: This report was distributed during a program at the  
PIALA 2003 Conference; the author was not in attendance*

**Project To Create and Expand Digital Databases  
for Three Collections in the University of Hawai'i at Manoa Libraries  
Final Report for Grant LL-80211-98**

**HIGHLIGHTS OF ACTIVITIES: APRIL – DECEMBER 2000**

**April 2000**

Requested an extension of the grant period until the end of November, 2000 to cover the cost of attending the PIALA conference in Guam to present a 2-day workshop.

**May 2000**

First Monday article, an expanded version of the presentation made at the IMLS 1999 Conference "Web-Wise: A Conference on Libraries and Museums in the Digital World" is published on the web. *The Digital Landscape: The Hawaiian Newspapers and War Records and Trust Territory Image Repository of the University of Hawaii*: [http://www.firstmonday.org/issues/issue5\\_6/cartwright/index.html](http://www.firstmonday.org/issues/issue5_6/cartwright/index.html).

**April - August 2000**

3 students and 1 casual hire working on digitizing projects funded by grants or special appropriations; 1 LIS unpaid intern.

**June 2000**

Sample TPI records updated with 856 tags (URL link) in MARC record for use in the data extract to be reviewed by Endeavor (new online system vendor) to determine what will and will not be possible with the existing images – during automated system migration from CARL to Voyager.

**June 2000-Feb 2001**

TPI database migration work for conversion to Voyager (new online catalog interface); database converted and "live" March 2001 at <http://trustterrapacific.lib.hawaii.edu>

**July 2000**

LIS intern continues creation of CORC records for HWRD photos.

**October 2000**

Planning for PIALA Conference workshop. The following is a summary of the estimated PIALA conference charges:

<b>Traveler From:</b>	<b>Cost</b>	<b>Description</b>
UH Manoa	\$1,557.16	Per Diem, Conf. fee and airfare
UH Manoa	\$1,875.52	Per Diem, Conf. fee and airfare
UH Manoa	\$1,552.16	Per Diem, Conf. fee and airfare
Pohnpei, Micronesia	\$904.36	airfare
Koror, Palau	\$783.76	airfare
Truk, Micronesia	\$592.06	airfare
Majuro, Marshall Isles	\$1,419.26	airfare
Majuro, Marshall Isles	\$1,419.26	airfare
Pohnpei, Micronesia	\$860.66	airfare
Saipan	\$351.26	airfare
Yap	\$601.26	airfare
<b>Conference fee</b>	<b>\$520.00</b>	<b>For Pacific Island travelers</b>
<b>TOTAL ESTIMATED COST</b>	<b>\$12,436.72</b>	

## HIGHLIGHTS OF ACTIVITIES: APRIL – DECEMBER 2000 (continued)

### November 2000

PIALA Pre-Conference workshop (see evaluation summary included in this report)

The 3 IMLS collections submitted to UNESCO/IFLA Directory of Digitized Collections (<http://thoth.bl.uk/>)

### December 2000

Last equipment expenditures made with the IMLS grant:

- Digital camera
- CD-RW media
- OCR software
- upgrade of the CPUs of the PCs
- better quality scanner to replace the HP scanjet

TAB DELIMITED output of the TTA index provided on CD for Micronesian Seminar, Pohnpei

## POST-GRANT PERIOD:

### January 2001

Email message from Sam McPhetres, founder of TT Archives:

For some reason your TT archives photo library on the web was just sent to me by someone else here on Saipan. In the last three days 3 different people on Saipan have received it from different sources. I just logged on and was very impressed. A great job.

### February 2001

The full bibliographic record test load for the Voyager Online Catalog system version of the TTP Index is completed and ready for review.

### March 2001

Received notice: "The Internet Scout Project has selected your site--Hawaiian Newspapers, War Records, and Trust Territory Image Collections--for inclusion in the Scout Report (March 2, 2001)" <http://scout.cs.wisc.edu/report/sr/2001/scout-010302.html#9>

## EVALUATION OF PROJECT GOALS

### GENERAL GOALS

1) Create, convert, and transfer digitized images from the collections to the World Wide Web, to make these resources available internationally.

Met. See web statistics ([http://libweb.hawaii.edu/web\\_stats/index.htm](http://libweb.hawaii.edu/web_stats/index.htm)). Web usage increased 10 fold during 2000, connections from national and international domains doubled. The project has been featured in the Scout Report (<http://scout.cs.wisc.edu/>), and listed with the Clearinghouse of Image Databases ([http://dizzy.library.arizona.edu:80/images/image\\_projects.html](http://dizzy.library.arizona.edu:80/images/image_projects.html)) and registered with all the major search engines on the web.

2) Existing MARC records in the Library online catalog databases will be updated with URL information, establishing linkages between online catalog searches and direct review of the associated image files.

Met and still underway. Due to delays in the migration of the Library's online catalog system from a text-only to a GUI/browser based platform – it was not possible to put URL links for TTP photos in place on a large scale until Spring 2001. However, CORC online records for HWRD records (available via FirstSearch and OCLC Cataloging) were entered steadily from July through December 2000.

### GENERAL GOALS (continued)

- 3) Paper finding aids will be converted to HTML-encoded documents.  
Partially met. Additional information about Hawaiian language newspapers was added to the web site (*Background and historical significance of KA NUPEPA KUOKOA*, [http://libweb.hawaii.edu/nupepa\\_kuokoa/kuokoa\\_hm/kuokoa.html](http://libweb.hawaii.edu/nupepa_kuokoa/kuokoa_hm/kuokoa.html)) and a small amount of formerly print-only documentation about HWRD was added. Use of an off-shore keying outsourced contract for large scale conversion of printed finding aids was investigated. Further work needs to be done, and additional funding obtained to continue efforts in this area.
- 4) Use of metadata descriptors will be explored for maximizing the retrieval potential for this information via the World Wide Web.  
Partially met. The University Archivist received training in the use of the Dublin Core metadata, and created an input template for description of the HWRD records. A small number of HWRD records have had full OCLC CORC metadata cataloging input. Further work needs to be done in this area.
- 5) Provide further opportunities for unpaid internship activities designed to enhance the educational/experiential goals of individual graduate students in the program.  
Met.
- 6) Provide an opportunity for UHM Library and faculty of the Library and Information Studies Program to explore and address issues involved in the construction of operational digital libraries in an academic environment.  
Partially met. Guest lectures in several different Library Studies classes introduced students to the issues and topics. Students have used the server and some of the web pages for usability testing projects.
- 7) Provide an opportunity to review past practices and models for making image data available in digital format and to identify means to migrate from proprietary systems/formats to more common standards with the least amount of duplication of effort.  
Partially met. The clearest conclusion was that constraints of technology, funding and logistics surrounding earlier projects will come back to haunt later projects and a certain percentage of duplication of effort cannot be avoided.
- 8) Share and compare methodologies and outcomes with other institutions currently engaged in similar projects.  
Met. Contacts, interactions and mutual consulting with the New Zealand Digital Library at the University of Waikato, Indiana Historical Society, Alu Like, University of Hawaii School of Medicine and many other individuals and projects are ongoing.
- 9) Explore opportunities for study of information access patterns in order to improve the usability of the digital collections; provide a foundation for future examination, experimentation with and teaching of the construction of usable indexing for digital collections; offer working models in which to create meta-information environments, research and understand issues of metadata quality and content standards and to study the effects of interface design. Access to the digital files and server in conjunction with "Special topics in librarianship" series will permit students to explore methods to assess the utility of digital surrogates for research purposes.  
Not yet achieved. Collection of usage statistics via web log analysis tools is at a very preliminary stage. Development of further user studies and evaluation of metadata applications will be encouraged through collaboration with the faculty and students in the Library Studies program, particularly those associated with the courses LIS 677 Human Dimension in Information Systems, LIS 687 Information Sources for Hawaiian Studies, LIS 688 Pacific Islands Information Resources, and LIS 694V Special Topics in Information Technology. See: <http://www.hawaii.edu/sjis/courses/descriptions.html#lis> for further information.

## TRUST TERRITORY OF THE PACIFIC ISLANDS (TTPI) PHOTO COLLECTION GOALS

- 1) Mount images of Micronesian life and times on the web to provide islanders access to the records of their past; many will be able to locate images of relatives and friends.  
Met. See further comments in TTPI narrative below.
- 2) Extend and widen accessibility of existing digital images. Conversion of TIFF images to JPEG and GIF).  
Met. Commercial graphics software "macro" functionality was used to automate and batch process files, creating new "thumbnail" preview images as part of the process.
- 3) Mount previously scanned images on the dedicated server acquired as part of this project.  
Met. Review of previously scanned images after mounting on the web server revealed need for re-scanning or resizing. Image file clean up and enhancement of descriptions and HTML files is still underway.
- 4) Explore prototyping and production of files for CD ROM distribution, explore issues of how best to make the information available on a single-user access platform.  
Because image file cleanup and recovery is still continuing, this step has been postponed. Plans are to use the web-based structure developed on the server and transfer it to CD so that the image files and linking informational pages may be accessed using a commonly available web browser in "offline" mode.

## HAWAIIAN LANGUAGE NEWSPAPER GOALS

- 1) Continue investigation of issues that must be addressed when planning to make large quantities of text material in scanned image formats available online to a potential audience with different purposes. Explore alternatives for handling questions of accessibility and usability, options for searching, printing and scaling displays of images online.  
Not as much done in this area as we wished to accomplish. However, project and existing files have inspired Alu Like (<http://www.alulike.org/>) to seek private funding and embark on 2 major Hawaiian language digitization projects. Consultation and cooperation between UH Manoa and Alu Like center on how best to meet usability and accessibility is ongoing.

## HAWAII WAR RECORDS DEPOSITORY (HWRD) GOALS

- 1) Investigate software to create/add metadata descriptors and/or perform Electronic Archival Description (EAD).  
Use of the OCLC CORC (Cooperative Online Resource Catalog service - a metadata creation system for bibliographic records and pathfinders describing electronic resources <http://www.oclc.org/corc/>) was determined to be the best method of adding metadata descriptors. Use of EAD was postponed until it became clearer what role XML might have in the library's newly acquired Voyager online catalog system.
- 2) Identify mechanisms for encoded protection of the rights of the original producers included the researching of software to identify any systems that might be used to attach "indelible" statements of copyright ownership to the web pages and images.  
Preliminary investigations were completed and preliminary conclusions were that existing high powered systems were beyond the financial reach of the organization and that general, consumer-level software systems for watermarking were still too easily bypassed to be considered as a secure way to copyright protect images..
- 3) Expanded access to the photographs and archival finding aids for the Hawaii War Records material will be of great use to students and teachers who develop lesson plans and educational activities.  
Unknown. Further effort needs to be put into outreach to K-12 teachers and students to familiarize them with this web resource.

## HAWAIIAN LANGUAGE NEWSPAPERS – FINAL REPORT NARRATIVE

Hawaiian language newspapers are primary historical materials which document a unique period in Hawaiian and American history. The Hawaiian language was an oral tradition prior to the arrival of American Protestant missionaries to Hawai'i in 1820. Six years later, in 1826, these missionaries determined the orthography of the language and began to publish educational materials. The earliest Hawaiian language newspapers were begun in 1843 by missionaries as a teaching tool. Two decades later Native Hawaiians were publishing their own newspapers. From 1834 to 1948 approximately 80 Hawaiian language newspapers were published in Hawai'i. The numerous native editors and writers presented a Hawaiian view of historical events in Hawaii and the world, and a Hawaiian perspective on native culture. The newspapers thus are a unique and important source of information.

These Hawaiian language newspapers are now considered a standard for written Hawaiian. Nearly extinct a few years ago due to an official policy of encouraging the use of the English language in schools and business, Hawaiian has reemerged as a language of daily use and scholarship in the last forty years. These newspapers include news of Hawai'i and the world, Hawaiian stories and chants, photographs and advertisements, local political notices and announcements, editorials, and letters to the editors.

The first Hawaiian language newspaper, *Ka Lama (The Torch)*, appeared in February 1834, only 14 years after the arrival of the missionaries. *Ka Lama* and a second newspaper, *Ke Kumu (The Teacher)* also published in 1834, were the first of many Protestant mission-sponsored newspapers. In subsequent decades newspapers in the Hawaiian language were published by the Roman Catholic missionaries and the Reorganized Church of Jesus Christ of the Latter Day Saints. They were intended to contribute to the religious and educational efforts of the missionaries.

In 1861 appeared the first of the Hawaiian language newspapers edited by native Hawaiians, *Ka Hoku o ka Pākīpika (Star of the Pacific)*, published in 1861-1863. Publication of this paper initiated a period of Hawaiian nationalism in the Hawaiian newspapers. Others were *Ke Au Okoa (The New Era)*, published 1865-1873, and *Ka Manawwa (Time)*, which was the first daily in the Hawaiian language and appeared in 1870. *Ka Makaainana (The Citizen, or Commoner)*, published 1887-1899, and *Ka Leo o ka Lahui (The Voice of the Nation)*, 1889-1896) continued the support of Hawaiian independence.

### Hawaiian Language Newspapers on Microfilm

Collections of the Hawaiian language newspapers were scattered in libraries and archives throughout the state of Hawai'i. In the mid-1980's the Hawai'i Newspaper Project to preserve ethnic newspapers in Hawai'i received a grant from the National Endowment for the Humanities to list all known extant newspapers published in Hawai'i since 1834 and to microfilm these Hawaiian and other ethnic newspapers.

Currently the newspapers are found on microfilm, with few paper copies stored in repositories and libraries in Hawai'i. At the University of Hawai'i at Manoa, heavy use of the microfilm by students and scholars of the Hawaiian language resulted in deteriorated and/or lost microfilm. Copy masters were not made in the original microfilming project, and the existing archival masters are used for reduplication of replacement reels, thereby causing deterioration of the archival master.

### Hawaiian Language Newspapers Digitizing Projects

Digital scanning provides an opportunity to provide greater access to these newspaper resources without destroying the archival microfilm masters. The 1998 National Leadership Grant from the Institute of Museum and Library Services (IMLS) was the largest in a series of grant projects to digitize Hawaiian language newspapers for the World Wide Web. Start-up funding from a University of Hawai'i President's Diversity and Equity Grant in 1997 provided for the scanning of over 3,800 images from microfilm. Follow-up grants enabled the digitization of additional titles and the purchase of Web-accessible computers for University of Hawai'i programs for student communities with large numbers of Hawaiian students on islands of the state where the microfilm is not available.

As an island state Hawai'i encompasses six islands, with educational programs in the Hawaiian language at the preschool through the university levels. Students at the University of Hawai'i at Manoa on the island of Oahu may work toward a Bachelor of Arts degree in the Hawaiian language. They may also major in Hawaiian Studies, a program that also offers courses taught in Hawaiian. The University of Hawai'i at Hilo, on the island of Hawai'i offers bachelors degrees and a Master of Arts degree in Hawaiian language and literature. In the language classes the newspapers are used as reading texts. The students read different versions of famous traditional stories, study chants and genealogies, and look at ads and personal notices. They read the contemporary accounts of events such as the overthrow of the Hawaiian monarchy by Americans; they follow letters to the editors and editorials on topics of Hawaiian national interests. Language teachers search for grammatical patterns and examine ways in which the language has changed.

The web page which lists the titles of the newspapers available includes link to a short User Survey. Between 2 and 5 submissions are received per month. Correspondents most frequently characterize their reasons for use of the digitized newspapers as being for historical or genealogical research, or to build and improve language skills.

University student @maui.net

*No ko'u a'o 'ana a nui ko'u makemake e heluhelu e pili ana o ko kakou kupuna a a'o ke kumu no keia ola. Mahalo no ka wehe 'ana o keia alahelo e a'o.*

[For my learning and my great desire to read about our ancestors and the reason of this life. Thank you for the opening of this method of learning.]

University language student @leoki.uhh.hawaii.edu

*Ua makemake wale wau e mahalo aku i ka mea nana e auamo nei i keia nui hana no ka pono o ka nui o kakou poe olelo Hawaii. He pono no keia, a he pomaikai maoli no. Mahalo.*

[I wanted to thank the person(s) carrying on this important work for the benefit of most of us. It is necessary, and truly fortunate (blessed). Thank you.]

Researcher @gte.net

I am a Hawaiian Immersion teacher always looking for sources of Hawaiian information, vocabulary, and examples. I never have the time to go to U.H. to use the microfilm. I would just like to extend a great big mahalo to you and all the work that you are doing to get this very important and useful information and stories out and more accessible. As a Native Hawaiian, a Hawaiian language student, a teacher I greatly appreciate your hard work. Thank you, again. You can be sure that I will be utilizing this site a lot.

User@aol.com

We publish an online newsletter for Native families, educators, and youth and friends. Our publication, NATIVE VILLAGE, would like to share your website with our readers and post at our message boards. [www.nativevillage.org](http://www.nativevillage.org)

Researcher@ava.yale.edu

In assessing the history and present rebirth of Hawaiian independence, it is essential to refer to primary sources unfiltered by "haole" perceptions of self-interest passed off as "objectivity"

### **IMLS Project Outcomes**

With IMLS funding 24 reels of master (negative) microfilm for 11 Hawaiian language newspapers dating 1834-1919 were purchased<sup>1</sup>, approximately 2,500 images were scanned, processed, and mounted on existing web pages <http://libweb.hawaii.edu/hnp/index.shtml>, thereby providing increased access to newspapers in the Hawaiian language and strengthening scholarship in Hawaiian language, literature, and history. The project also contributed significantly to the preservation of archival master microfilm and the few remaining paper copies through the process of digital conversion. In addition the project assisted in expanding the use of digital images in Hawaiian language education. It is expected that there will be continued interest and participation in further scanning and indexing of more images from graduate students in library and Hawaiian studies.

### **National Impact**

This project has provided access to the unique and important Hawaiian language newspapers of the nineteenth and early twentieth centuries and has contributed to the preservation of these resources. Electronic access will decrease the use of deteriorating microfilm, and ensure the preservation of valuable archival masters, at a time when increasing numbers of Hawaiian language speakers are requiring greater access to these newspapers. Currently the microfilms are available in a limited number of libraries in the state of Hawai'i. The island nature of the state precludes easy access to these collections of microfilm. Communities of native Hawaiians throughout Hawai'i and the nation are connected to their indigenous records of their history and culture through this web site.

### **Presentations to classes, announcements in media**

The Hawaiian Language Newspapers web site was demonstrated to undergraduate classes in Hawaiian language and Hawaiian Studies, and graduate courses in the School of Library and Information Studies during the school years 1999-00 and 00-01:

- 11 Hawaiian language classes
- 3 Hawaiian studies classes
- 1 Library and Information Studies

### **HAWAI'I WAR RECORDS DEPOSITORY – FINAL REPORT NARRATIVE**

The IMLS grant application indicates that the project for HWRD would be two-fold in nature: working with the images to make them available on the web, and converting the finding aid to the HWRD photographs into a web accessible format.

We began the work on this project by first obtaining permission from the two newspapers involved, the *Honolulu Star Bulletin* and the *Honolulu Advertiser*, to mount the images in our holdings which were identified as coming from the newspapers. Permission letters from the editors of the newspapers arrived, signaling that we could proceed.

Original staff in HWRD created roughly four divisions in the photographs accessioned: General, Army, Navy, and USO. These were separated by assigning numerical ranges to each group and then numbering the photographs in order within each group as the photographs came to HWRD. Numbers 1 - 1000 were general photographs; a second group of general photographs are number 3001 through 3853. Army photographs are numbered 1001 - 1630. Navy photographs begin with 2000 and extend through 2250. Finally USO photographs are grouped together but not numbered. The civilian-created photographs, including those of the two Honolulu newspapers, are within the general area. Scanning of the photographic images proceeded as they were stored. Along with the scanned image, the student workers also entered some description of the image.

<sup>1</sup> *Ka Lama*, 1834-1841, 1 reel; *Ka Manawa*, 1870, 1 reel; *Ke Au Okoa*, 1865-1873, 3 reels; *Ka Mākaemāna*, 1887-99, 1 reel; *Ka Leo o ka Lahui*, 1889-96, 9 reels; *Ka Nat Aupuni*, 1905-1908, 2 reels; *Ke Aloha Aina Oiaio*, *Ke Kiloana o ka Mālamalama*, *Hawaii Holomua*, 1 reel; *Aloha Aina*, 1895-1920, 6 reels

Shortly into the grant period, the HWRD archivist attended a training workshop in Dublin Core sponsored by OCLC at Dublin, Ohio. We also began attaching metadata records to the images after scanning. The metadata attached includes the description from the photographic print and, for those images published in the newspaper, the caption accompanying the image. The metadata includes dates of the image or of publication if applicable. Finally, the metadata includes keywords to facilitate patron searching.

What we have not achieved from the original grant application includes the conversion of the complete paper finding aid into web-based system; and the scanning of all the applicable news paper photographs. The original finding aid consists of cards in a card catalog, with general subject terms created by the original staff in HWRD as the headers. Each card contains at least one photograph number, but may contain many. At times multiple cards have the same entry. These cards do not include description of the individual images, but only the HWRD photo number. The creation of metadata and of descriptive entries to accompany each image will create an alternative finding aid much more complete than the original card catalog cards. As a result, we did not pursue converting the original paper finding aid into a web-based format.

Scanning and metadata entry are not completed. We simply did not have sufficient time to finish all the newspaper photographs. We plan to continue with the scanning and to improve the search capacity of the site. However, an excellent start has been made, with over 1500 photos scanned.

### **TRUST TERRITORY OF THE PACIFIC PHOTO COLLECTION – FINAL REPORT NARRATIVE**

In the early 1980s the government of the U.S. Trust Territory of the Pacific Islands, today the nations of the Republic of the Marshall Islands, the Federated States of Micronesia, the Commonwealth of the Northern Mariana Islands, and the Republic of Palau, deposited a collection of photographs with the University of Hawaii Library's Pacific Collection. The 50,000 photographs and 2,000 slides are from the US administration of the region as a UN trusteeship, and cover the years 1947-1988. The collection is of immense historical value, with its visual representations of island cultures (dances, feasts, costume, indigenous architecture, art, canoes), portraits of traditional and elected leaders, photographic records of historical events (e.g., the first meeting of the Congress of Micronesia) and an array of image documentation of developments in education, agriculture, business, transportation, health, politics, and other endeavors. This archive is of great importance for scholarly research and can also be utilized by teachers in K-12 for materials to supplement social studies, history, science and general curriculum development on culturally relevant themes. It is also a repository of an important segment of the heritage of the various peoples of Micronesia; a source for images of leaders, family members, locations and events that are a part of a shared history and experience during the US trusteeship era.

#### **Trust Territory Archives Digitized Images Project**

In 1991 UH Library received a Higher Education Act Title II-C federal grant to create a digitized database of selected images from the TT Photo Archives. The project involved inventory, selection of the most significant photographs and slides, and extensive cataloging/description of images hitherto gathered under general file headings, as well as rehousing of all materials in appropriate acid free settings. Each image selected for inclusion was scanned, creating a digitized database with each image linked to a bibliographic record in the computerized index to the archives. Upon completion of the two year grant, UH Library continued to add to and enhance the stand-alone system that had been created. The cataloging and selection work was carried out by Pacific Curator Dr. Karen Peacock (a specialist in Micronesian history) and crucial technical expertise and supervision came from Ms. Martha Chantiny, Head of Desktop Network Services. The database that emerged from this project was extensively used by UH faculty, students, visiting researchers and Micronesians traveling to Honolulu. A number of published works have employed TT Archives photos as illustrations, including:



- Hanlon, David L.  
Remaking Micronesia: Discourses Over Development in a Pacific Territory, 1944-1982.  
 Honolulu: University of Hawaii Press, 1998. 305p.
- Hezel, Francis, X., S.J.  
Strangers in Their Own Land: A Century of Colonial Rule in the Caroline and Marshall Islands.  
 Honolulu: Center for Pacific Islands Studies, School of Hawaiian, Asian and Pacific Studies; UH  
 Press, 1995. 473p.
- Kiste, Robert C. and Mac Marshall, editors.  
American Anthropology in Micronesia: An Assessment. Honolulu: University of Hawaii Press,  
 1999. 628p.
- Rechebai, Elizabeth D. and Samuel F. McPhetres  
History of Palau: Heritage from an Emerging Nation. Koror, Palau: Ministry of Education,  
 1997 [High school textbook for use in Palauan schools.]
- Willens, Howard P.  
An Honorable Accord: The Covenant Between the Northern Mariana Islands and the United  
 States. Honolulu: Center for Pacific Islands Studies and UH  
 Press, Forthcoming November, 2001.
- Willens, Howard P. and Deanne C. Siemer.  
National Security and Self-Determination: United States Policy in Micronesia (1961-1972).  
 Praeger, 2000.

#### **IMLS Project to expand access to Trust Territory Photo Collection**

The IMLS project's TT Photo Collection section had as its main goal the move to web access for the existing digitized images. That goal has been met and has been the means of providing Micronesians, other Pacific Islanders, and scholars and researchers round the world with an index to the archives and the actual images themselves. UH Library will continue to work to create CD ROMs of the database for distribution to archives and libraries in the Micronesian nations.

#### **PIALA Pre-Conference Workshop**

In November 2000 Pacific Curator Karen Peacock, Desktop Network Services Head Martha Chantiny and Project worker Pete Wilcox traveled to Guam to present a two day pre-conference workshop for the Pacific Islands Association of Libraries and Archives. IMLS funded both this travel and the travel and registration fees for participants, librarians, archivists and museum staff from: Belau National Museum, Koror, Palau; Chuuk High School Library, Weno, Chuuk [Truk], Federated States of Micronesia; College of the Marshall Islands Library, Majuro, Marshall Islands; College of Micronesia Library, Pohnpei, FSM; Yap Archives, Colonia, Yap, FSM. In addition to the IMLS funded participants, 32 other Micronesian librarians and archivists came to participate in the event. Results were extremely positive (see details from the evaluation given below).

Pacific Islands Association of Libraries and Archives-PIALA 2000 Sharing History: Digitizing a Micronesian Photograph Collection Pre-conference Workshop 2 -- EVALUATIONS

Included below are the results from the workshop that presented at the PIALA conference using the additional \$10,000 awarded by IMLS. We used most of the funds to pay for travel to, and registration for the workshop for librarians, archivists, museum staff from: Belau National Museum, Koror, Palau; Chuuk High School, Chuuk [Truk], Micronesia; College of the Marshall Islands, Majuro, Marshall Isles; FSM Learning Resources Center, Pohnpei, Micronesia and Yap Archives, Yap, Federated States of Micronesia [FSM].

Attendees = 39; Evaluations returned = 30

I FOUND THE WORKSHOP PRESENTATION:

Not useful: 0 Partially useful: 2 Useful: 5 Very useful: 9 Highly Useful: 14

I FOUND THE WORKSHOP HANDOUTS:

Not useful: 0 Partially useful: 2 Useful: 12 Very useful: 7 Highly Useful: 9

Are you currently involved in a digitizing project? Yes: 10 No: 20

Are you thinking about starting a digitizing project? Yes: 20 No: 3

**COUNTRY IN WHICH YOU WORK:**

RMI : 5 FSM: 13 Rep of Palau: 6 CNMI: 1 USA: 1 Guam: 1 Other: New Caledonia (1), American Samoa (2)

**TYPE OF INSTITUTION WHERE YOU WORK:**

Public Library: 9 Academic Library: 12 Special Library: 2 Archives: 1 Museum: 3  
Other: 3 (Historic Preservation Office; Intergovernmental; Elementary & High School Library)

**WHAT PART OF THE PRESENTATION, OR HANDOUTS DID YOU FIND MOST RELEVANT OR INFORMATIVE?**

- \*History and particulars of collection ; how to use and access photo & text archives
- \*Karen and Martha's, esp. Karen's presentation \*The process experience
- \*Karen's presentation
- \*All was useful, technology information on handouts
- \*Technical
- \*[how the documents were microfilmed]
- \*Slides
- \*Brochure and PowerPoint presentations
- \*Lessons learned from the UH project, what to think about before embarking on a similar project
- \*Migration of database to web
- \*Importance of preserving and have accessibility to images and photographs, all the handouts are useful
- \*Organization, preserving and labeling parts
- \*It was a good presentation except that most of us I believe haven't done digitizing of documents/materials
- \*All of it. I am very pleased to have learned about and been introduced to the UH experience
- \*Advanced Micro Image vendor information and TTPI brochure
- \*The presentations were very informative
- \*Presentation on history of TT Archives. Other presentations and handouts equally relevant and informative.
- \*Everything. But I am still too far behind. It's too advanced.
- \*All the presentations were relevant since we are close to digitizing our own collections.
- \*Karen's presentation and TT Archives pamphlet, some of the basic organizational strategies for the project
- \*Almost all of the handouts were very useful and relevant to the presentation

**WHAT PART OF THE PRESENTATION, OR HANDOUTS DID YOU FIND LEAST RELEVANT OR INFORMATIVE?**

- \*Background, social
- \*I found the digitizing part least interesting not because it is least important but because the fascinating equipment is not available to my users.
- History of the TTP index
- General "tourist" information
- \*None, except in my situation I'm far from digitizing to preserve documents and photos
- \*I think some but not all of the presentation was over the heads of many in the audience. Avoid acronyms, or make sure you explain them first.
- Advanced Micro Image handouts
- The one that was presented by the third presenter [Pete]

**WHAT ASPECT OF THE UH DIGITIZING PROJECTS OR PROCEDURES WOULD YOU LIKE TO KNOW MORE ABOUT?**

- \*I will need to play with this website to evaluate future needs
- \*Too many aspects. I'll be contacting you with many questions.
- \*Hands-on
- \*Hawaii War Records Depository
- \*More on web site design; how to make searchable web site
- \*Financing, technical
- \*Actual scanning process
- \*Technical aspects, workflow management, indexing
- \*Photo digitizing and migration to web
- \*The whole process, since PCC Library will be starting (with BNM) digitizing photographs and images and recording them. I'm interested to learn more about the recording of information for the images and newspaper filming.
- \*Arrangement of photos
- \*Lecture was fantastic but want more hands on activities. If this presentation showed/demonstrated and gave participants a chance to digitize documents this would be more effective since some of us have not done this kind of work.
- \*Technology aspect of it.
- \*How administrators view and support such projects
- \*Copying the microfilm
- \*I would like to go over the procedures
- \*The process of digitizing
- \*Steps taken to get this project started \*I will look at it and I will email it to you.
- \*Voyager
- \*Technical hands on experience scanning and creating a database
- \*The TTP project

**ADDITIONAL COMMENTS:**

- \*Hurray! You have accomplished Herculean efforts in the putting this collection online. Thank you.
- \*I hope more of the same workshop can be held in other Micronesian Islands
- \*An honor to have such knowledgeable people share some time with us. Congratulations to all of you on a superb job!
- \*This is the most valuable workshop that I have ever attended. Thanks.
- \*This is one of the most useful workshops I have ever attended.
- \*Karen's presentation (Day 1) was interesting but not useful for those wishing to do digitizing project
- \*Please include some activities, it is really boring sitting all day listening to presenters
- \*Thanks for the great service to Micronesia
- \*Thank you for a very useful workshop! It was especially valuable to ensure that participants fully understand the scope of the TTPI Archives, as well as the developments to digitize portions and the practical aspects of the use of this site.
- \*I think the presenters did excellent work. Their presentation is very important in this early stage of our digitization project
- \*Highly informative but a bit lengthy
- \*Really enjoyed this presentation - very interesting
- \*I think I have the grasp of what I need to know to add to my limited knowledge. Funds and the modern technology is still a big problem in many ways.
- \*Need more time in training. Very interesting and informative
- \*Presenters should write their name, job title and topics of their presentation on the chalkboard. Then if someone misses the first part of a lecture or misses someone's name, they are still oriented to what's going on. Clearly state the goal or the objective of each presentation. Restate the goal at the end of the presentation.

**Information Sharing In 2001: Marshall Islands And College Of Micronesia TT Photo Archives Workshops**

In May 2001 Curator Peacock made an acquisitions trip to Micronesia, funded by the UH Center for Pacific Islands Studies. During her time in Majuro, Marshall Islands, Peacock gave a demonstration of the Trust Territory Archives online index and the photo images on the web site to the Nuclear Claims Tribunal staff, who were extremely pleased to have such convenient access to information and images vital to their work in reparations for the Marshallese people.

In Pohnpei, capitol of the Federated States of Micronesia, Peacock gave a workshop to the librarians and staff of the College of Micronesia, Palikir campus. This was a particularly satisfying experience. The College had enough PCs for all to go online, and following demonstration of searching technique, participants explored the resource and were able to locate images of relatives now deceased, political leaders, cultural events, sites of significance (such as schools, hospitals, churches). The group was highly enthusiastic, and praised UH for its work in making the photographs available on the web. Among the group was librarian and First Lady of the FSM, Mrs. Iris Falcam, who was excited to retrieve a photograph of her husband, President Leo Falcam, at his first inauguration as Governor of Pohnpei State.

While on Guam for the Pacific Science Inter-Congress, Peacock took part in a panel on the role of resources in creating histories and also read a paper on the evolution of published history of Palau. During both presentations Peacock was able to refer to the work of the TT Photo Collection and to demonstrate images from the web. A number of attendees spoke to Peacock about the site and were impressed with the material now available to them; this group included faculty from the Micronesian Area Research Center at the University of Guam, a key institution for research in the region.

**Further Dissemination of Information on the TT Photo Collection and Feedback**

Information on the availability of the TT images on the web has been announced through PIALA and through a Pacific librarians email discussion group that reaches librarians from the US, Pacific Islands nations, Australia and New Zealand/Ao Tea Roa. Following are a few selected feedback received from users of the web site:

from the daughter of a Micronesian leader (now deceased) 17 January 2001

Sir or ma'am:

- >I was completely amazed with the volume and quality of your Trust Territory photo collection.
- >I enjoyed going through the photos of Micronesia- the way it was many years ago,
- >everyone looked so different back then! Over the years, our own family photo collection
- >has severely deteriorated, and it makes me so happy to know that many wonderful
- >photos are available on your site. I wondered also if you might help me locate a photo of my father...

from the Law Clerk of the Supreme Court of CNMI, Saipan 28 February 2001:

I am working for the Northern Mariana Islands Supreme Court and currently organizing an Exhibit for the Court tracing the judicial history of the Northern Mariana Islands. I have been scrolling through the photographs from the TTPI archive available on the internet and found some photographs of various judges who served on the TT bench. We would like to include these photographs in the exhibit. Please let me know how we can obtain copies and whether we need the permission of a particular person or agency.  
[This individual did order a number of photos, received them, and wrote back grateful for what she termed the "splendid" photographs.]

from Arlene Cohen, University of Guam Librarian, Sun, 4 Mar 2001

Announcement to the PIALA list:  
I just found this in the Internet Scout Report for March 2, 2001, Volume 7, Number 6 and thought it would be of interest... although I know many of you already know of this incredible resource.

from the grandson of a former High Commissioner of the Trust Territory of the Pacific Islands on 15 March 2001:

Who maintains the section on the Trust Territories? It is really neat to see my grandfather on the net.

from Dr. Dirk Spennemann, archaeologist and professor at Charles Sturt University, Australia, on 18 May 2001

[...] request to include a link to the TT Photo Collection on his website of resources regarding the Marshall Islands

### **Impact of the Project**

The new accessibility of the Trust Territory Archives Photo Collection has had a great impact on the availability of the resource to Micronesians whose heritage is captured in the images. With nearly every major Micronesian library now having internet access, the photos have finally "reached" the audience that matters the most. Although UH has made the photographs available for scholarly research for many years (see list of publications above) it is without a doubt an emotional event to see these images reunited with the people about whom they were created. In addition, of course, the photos are now retrievable anywhere in the world, and we should note that extensive Pacific research is done not only in the region and the US, but also in Europe and Asia.

### **STUDENT INTERN PARTICIPATION**

A dozen graduate students have worked on this project. Eight of them contributed 150 hours each as part of the internship program offered by the Library and Information Studies program (see <http://www.hawaii.edu/slis/courses/690/>). The internship offer them the ability to "gain greater familiarity with range of digitization projects and type of tasks involved" to perform research and obtain direct experience with indexing and making image and other files available for use on WWW (see <http://www.hawaii.edu/slis/courses/690/690-sys-speccoll.html> for a full description of the internship). Three paid student assistants were funded by the IMLS project and contributed significantly to the success and progress made.

Student reports at the end of the internship indicate that the experience was valuable to them.

SB: "I learned how to solve computer/web page problems on my own ... it helped remove some fears I had with the technology"

BT: "I appreciated beginning to learn my way around the world of PCs and having the opportunity to use excellent equipment ... I spent a good deal of time on the internet exploring watermarks"

XZ: "This internship provided me with a good chance to apply what I learned from the classroom to practice ... I learned a lot [via] hands-on experience in digitizing, I obtained strong knowledge of HTML encoding. I am sure the experience I earned from the internship did prepare me well"  
 CL: "Theory is fine, but there is nothing like doing the work. I was surprised how interesting it is to work on web sites. This was an excellent educational experience."  
 AA: "When reading through the literature in library and information science, it is exciting to know that I have experience in the Dublin Core, digitization of images and metadata"  
 CI: "This internship has been both challenging and rewarding"

The four students who were paid from IMLS grant funds were very capable and devoted additional volunteer hours to work on the project. The Library has continued one of those students on general funds to carry on the work of completing the Trust Territory of the Pacific image conversion and create the CD ROM files.

**OVERALL CONCLUSIONS**

The project as a whole was successful, and has served to attract additional interest, contributions and funding to all three collections. The number one lesson learned is probably that projects of this scope and complexity are not best served by only part time attention. Production levels varied as the number of paid and unpaid student assistants waxed and waned and as other competing responsibilities of the project participants intervened. The aspect of the project that may have the most wide-spread long term benefit is the involvement of Library and Information Studies – in the form of ongoing internship opportunities and as the project participants discuss the issues and goals of the project as guest lecturers and when teaching courses on Hawaiian and Pacific literature and information resources.

The project has served as a springboard and helped "seed" related work: the Robert F. Walden Collection [http://libweb.hawaii.edu/images/walden/walden.html/Walden\\_Collection.html](http://libweb.hawaii.edu/images/walden/walden.html/Walden_Collection.html) was donated to the Hawaii War Records Depository, and many of the unique photographs were scanned using the equipment and techniques developed when working on the project photographs; the Hawaii Committee for the Humanities funded a small grant to digitize an additional Hawaiian language newspaper, and Alu Like is beginning a project to scan, OCR, and index Hawaiian language newspapers with technical consultation and support from participants in the IMLS project.

International interest in the project has generated opportunities for discussion and cooperation with people involved in similar projects throughout the world. We have received inquiries from others concerned about preservation and access to other indigenous American newspapers. We are co-planning a conference with the New Zealand Maori newspaper project participants. A number of Micronesian libraries and museums have begun or are planning digitizing projects for their photo and document collections. The Pacific Curator has recently been contacted by the Belau National Museum (photo digitizing), the College of Micronesia Library (documents and photos) and the University of Guam JFK Library (document digitizing). The Trust Territory Photo Archives web site has generated enthusiasm and serves as a model for Pacific Islands institutions. The resulting dialog will be an ongoing feature of the University of Hawaii Library's involvement in the region.

Numerous digitization projects such as ours will assist others in planning and organizing their own digitizing projects, and in determining standards and "best practices". We appreciate the assistance the grant provided which enabled project staff to participate in this process and lay the foundation for greater commitment to future digital initiatives.

**GENERAL PRODUCTION STATISTICS**

<b>Hawaiian Language Newspapers</b>	<b>IMAGES</b>	<b>HTML</b>
Ke Aloha Aina Oiao	4	1
Ke Au Okoa	32	8
Hawaii Holomua	30	1
Ke Kilohana o ka Malamalama	37	1
<b>Ka Lama Hawaii</b>	<b>201</b>	<b>27</b>
Ka Lanakila	473	16
Ka Lei Momi	297	76
Ka Lei Momi e Mau Kou Olino Ana	165	24
Ka Leo o ka Lahui	550	1
Ka Loea Kalaiaina	5	1
Ka Makaainana	736	782
Ka Manawa	26	7
Ka Na'i Aupuni	2	1
<b>HWRD</b>	<b>IMAGES</b>	<b>HTML</b>
Newspaper photos	1509	36
Walden collection	251	6
<b>TTPI</b>	<b>IMAGES</b>	<b>HTML</b>
GIFs:	8027	
JPEGs:	8087	
TIFFs:	7,987	1,227

## Appendix 1: PIALA 2003 Program Report

Supplied by the Conference Organizing Committee

Monday, November 3

Registration, Pohnpei Public Library and Pre-Conference Session

Lucy Oducado and Atarino Helieisar presented a full day pre-conference workshop on *Basic Cataloging* at the Pohnpei Public Library. Lucy is Librarian, Cataloging Services, and Atarino is Librarian, US & UN Documents from College of Micronesia-FSM (COMFSM) National Campus. The workshop was for those new to libraries or with little or no experience in classifying or cataloging books. It was part theory and part hands-on practice in how to organize, classify, and set up a simple cataloging system for the books in a library.

Ruth Horie presented a half-day pre-conference workshop on *Electronic Cataloging* at the College of Micronesia-FSM Pohnpei Campus in Kolonia. Ruth is Librarian, Cataloging Department, Hamilton Library, University of Hawaii at Manoa (UH-Manoa). The workshop was designed as an intermediate to advanced workshop for those who already have cataloging skills, use MARC records, and who want to learn more about electronic cataloging techniques and resources.

Jean Thoulag presented a half-day pre-conference workshop *Making Your Dreams Come True From Strategic Planning to Fundraising* at the College of Micronesia-FSM Pohnpei Campus. Jean is Director, Learning Resources Center, College of Micronesia-FSM National Campus. Participants learned the components and processes of strategic planning, received “tools” to create a strategic plan and conduct an institutional assessment, develop a mission with goals and objectives, and linked budgets and funding strategies to realize their “dreams.”

Lynn Davis presented a half-day pre-conference workshop *Disaster Planning and Recovery* at the Micronesian Seminar. Lynn is Head, Preservation Department, Hamilton Library, University of Hawaii at Manoa. The workshop covered planning to prepare a library, museum or archives

for tropical storms, typhoons, mudslides, or earthquakes, what should be done when a disaster hits, and what is the best way to save the materials and recover operations.

FSM-ALAM (Federal States of Micronesia-Association of Libraries, Archives and Museums) held a general membership meeting at the Pohnpei Public Library. The agenda included an update of the IMLS grant information for the FSM, adoption of the FSM Libraries Services Strategic Development Plan, election of new officers and other topics. Guest observers were welcome.

Tuesday, November 4

Registration, Opening Ceremony, and session, Pohnpei State Legislature.

Rev. Edgar Isaac offered the prayer and PIALA President Carmina Lihpai welcomed the participants. Jane Barnwell, Pacific Librarian, Hamilton Library, University of Hawaii at Manoa, gave the keynote address on “Heroes.” Master of Ceremony Jean Thoulag recognized Mrs. Syne and introduced the entity groups and presenters. Miss Pohnpei sang two songs about Pohnpei traditions. Entity groups from Palau, Guam, Commonwealth of the Northern Mariana Islands, Marshalls, Hawaii, Kiribati, Vanuatu, Secretariat of the Pacific Community/ New Caledonia, Federated States of Micronesia: Chuuk, Kosrae, Yap, Pohnpei, and Hawaii presented reports. Lunch was hosted by PIALA.

Eileen Herring, Science Librarian, Hamilton Library, University of Hawaii at Manoa, presented *Traditional Island Crops Website & ADAP Program Resources*.

Imengel Mad, Librarian, Palau Community College Library, and Simeon Adelbai, Belau National Museum, presented *Belau National Museum Digital Photo Project*.

Simao Nanpei, Director of Pohnpei Health Services and Winsner David, Pohnpei Health Services, presented *Medline and Telemed at Pohnpei State Health Services*.

Emensio Eperiam, Pohnpei Historic Preservation Office, Dr. Rufino Mauricio, FSM Historic Preservation Office, Youser Anson, Pohnpei Land Office, and Tom Bekeman, Pohnpei State Legislature, presented *Pohnpei State: Preservation and Records Management, A Panel Preservation* on preservation and records management.

The Office of the Governor, Honorable Johnny P. David, sponsored the Welcoming Dinner and Reception at the Pohnpei Visitors Bureau Nahs. Bodis Petrus represented the Governor and Emensio Eperiam coordinated the sakau ceremony.

Wednesday, November 5

Sessions at Pohnpei Public Library or Pohnpei Visitor's Bureau

Fr. Francis X Hezel, Director, Micronesia Seminar presented a history of MicSem, current developments for the website, the historical photo project, and other ongoing projects.

*"Whose Job is it?" A Panel Discussion on the topic of collaborative roles we need to have in place to gather preserve and share our heritage?* moderated by Jean Thoulag and Bruce Robert  
COM-FSM LRC Panelists: Fr. Fran Hezel, Director, Micronesia Seminar; Jane Barnwell, Pacific Librarian, Hamilton Library, UH-Manoa; Lynn Davis, Head, Preservation Department, Hamilton Library, UH-Manoa; Dr. Rufino Mauricio, FSM Historical Preservation Office; Iris Falcam, Pacific Librarian, Micronesia-Pacific Collection, College of Micronesia-FSM; Michelle Young, Yap HPO/Yap Museum.

*Preservation through Prevention*, by Lynn Davis, Head, Preservation Department, Hamilton Library, UH-Manoa. Preservation of collections in tropical Pacific Island environments is challenging. This session provided advice and practical suggestions for materials to address this challenge.

*Practical Tips for Managing Library Electronic Resources*, by Thomas Hodge, System Librarian, Robert F. Kennedy Memorial Library, University of Guam. The presentation focused



on cost-effective and practical techniques for managing library electronic resources such as individual electronic journal subscriptions, electronic journal subscriptions from aggregator databases, e-books, cataloged web sites, and online indexes. Tools and techniques covered included: 1) effective use of web catalogs; 2) obtaining, batch editing, loading & maintenance of MARC records with 856 (URL) tags; 3) utilizing a vendor supplied or library-hosted linking server, 4) authentication techniques such as authenticating against the patron database, using referring URL, IP validation, username/ password & scripting methods, and utilizing proxy servers. Implementation examples included the RFK Library's Electronic Library Project and other libraries.

*Staff Development and Training Opportunities in the Region: A Roundtable Information Sharing Session* moderated by Laura Kaspari Hohmann, Northern Marianas College. What kinds of library and training needs do you and your staff have? How are you meeting these training needs? What developments for training opportunities are being planned or organized in your island/state/region? What other institutions colleges, associations, or agencies are you collaborating with to meet you training needs?

*Digitizing Photos and Documents for Digital Libraries; A Demonstration of Equipment and Software*, by Atarino Helieisar, Bruce Robert, and Petrus Ken of College of Micronesia-FSM Learning Resources Center, and Simeon Adelbai from Belau National Museum. Does your library, museum, or archives own special documents and photos that you want to be shared with others? Why not digitize them? Come see a demonstration of the equipment, software, and techniques used to digitized photos and documents found in the COM-FSM and Belau Museum collections.

*Information Literacy Skills Development with Students*, by Nancy Lane, Information Officer, Pacific Resources in Education and Learning. Students, these days are expected to be information literate? But what does this really mean in day-to-day practice terms? In this session, we will undertake several short hands-on activities that you can carry out in your own library, and then look at how these activities meet one or more of the nine information literacy

standards published by the American Association of School Librarians and the Association for Educational Communications and Technology. Small groups developed an activity and share it with the larger group.

*Finding the Answers to Difficult Reference Questions!* by Anastasia Tarmann Lynch, Academic Librarian, Learning Resources Center, College of Micronesia-FSM. If you are a beginner at library or reference work, this session is meant to introduce you or clarify for you what most people in the library world call reference work. If you are already practiced at this kind of work, this session is meant to give you some research strategies for those difficult reference questions.

*Grant Opportunities and Grant Proposal Writing*, by Jean Thoulag, Director, Learning Resources Center, College of Micronesia-FSM. Do you have project or special need and want to try for a grant to fund the project? Learn about possible grant opportunities, strategies for funding projects, how to prepare effective grant proposals, and tips for successfully implementing a grant project.

*Access to Free Materials: Supporting Education Collections with Government Documents*, by Suzanne T. Bell, Government Documents Librarian, Robert F. Kennedy Memorial Library, University of Guam. Explores the range of information midst of an electronic transformation from hard copy print materials to digital format. Increasing opportunities now exist to supplement resources for educators, by accessing and teaching with documents. Teachers and library media specialists may now obtain invaluable resources to enrich lesson plans and curriculums, with materials appropriate for K-12, including college programs. The range of sources from the National Archives, NASA, Library of Congress and tracking legislation are available and so much more. For younger learners opportunities include CIA for Kids, A Kids Guide to the Smithsonian, or a site for junior astronomers. The Federal Document Library Program as a valuable national resource.

*How Do Teachers' Information Seeking Skills Compare with Others?* by Franda Liu, Information Specialist, Pacific Resources in Education and Learning, Hawaii. Information

seeking is one of the key competencies for teachers to renew knowledge and to enhance teaching in any learning environment. By reviewing the existing research literature and completing a survey designed to collect user data from the Pacific, we hope to discuss issues for integrating educational technology into the Pacific.

Reception/ Dinner at Pohnpei Public Library. Hosted by Friends of Pohnpei Public Library & Pohnpei PIALA Committee. Welcome by Penny Weilbacher, President of Friends of Pohnpei Public Library.

Thursday, November 6

Sessions at Pohnpei Public Library and College of Micronesia-FSM National Campus

*The Art of Promotion*, by Tevita Salato, Director, Pohnpei Visitor's Bureau. How does PVB promote Pohnpei? What strategies might work for libraries, archives and museums?

Yap Museum Project, Michelle Young, Yap Historical Preservation Office.

Kolonia Town Visit to Micronesian Seminar Library, Pohnpei Catholic School Library, Lidorkini Museum, and Maritime Museum.

Visit to FSM Capitol Complex in Palikir, FSM Congress Library and Archives Office, FSM Congress Chambers, Supreme Court, FSM Supreme Court Library, President's office.

Visit to College of Micronesia-FSM. Welcome and greetings by President Dr. Tatum, followed by lunch at Learning Resources Center, sponsored by Micronesian Seminar and the College of Micronesia-FSM.

*Search EBSCO via PREL*, by Franda Liu, Information Specialist, Pacific Resources in Education and Learning. PREL offers free online access to EBSCO databases to all teachers, students, parents, educational administrators and researchers in the U.S. affiliated Pacific. Hands-on workshop to explore more than 4,000 of the world's leading magazine and journals in education, health, business, computing, news, and general interest.

*The Green Road Show*, by staff of the Conservation Society of Pohnpei, a unique community based conservation program for children that includes a traveling show to teach children to appreciate and protect their environment. This project is aimed at those fifth graders from all the public schools in Pohnpei State initiated by Mr. Willy Kostka of Conservation Society of Pohnpei. Session held at the College of Micronesia-FSM classroom.

*Staff Development and Training Opportunities in the Region, Round Table Discussion*, facilitated by Laura Kaspari Hohmann, Northern Marianas College. A continuation of the session from Wednesday, focused on how we can collaborate in the region to meet training needs and develop a library assistant certificate program.

*Building An Education Collection For Teacher Training*, by Anastasia Tarmann-Lynch, Academic Librarian, COM-FSM. Information and lessons learned about collection development, COM-FSM Learning Resources Center's strategies for building an education collection from scratch which librarians can use as a framework for collection development in their own libraries.

*Presenting and Preserving Photographs*, by Lynn Davis, Head, Preservation Services, Hamilton Library, UH-Manoa. Provided techniques for caring for photographs in collections.

COM-FSM Learning Resources Center and Campus Tour to Curriculum Resources Center (the Micronesian-Pacific Collection, Trust Territory Archives, US and UN documents collections), college bookstore, and FSM-China Friendship Center, a state of the art multi-purpose recreational facility.

Bus returned to Kolonia Town, with visit to pay respects to Dakio Syne's family for those who wished.

PIALA Board of Director's Meeting, Cliff Rainbow Restaurant, with guests from Vanuatu and Hawaii.

Friday, November 7  
Sessions at Pohnpei Public Library

Regional Association Update from Pacific Regional Branch of the International Council on Archives (PARBICA), International Association of Aquatic and Marine Science Libraries and Information Centers (IAMSLIC), Hawaii Library Association, UNESCO.

*Results of Professional Development Survey*, by Nancy Lane, Pacific Resources in Education and Learning.

*Panel Discussion: Shedding Light and Building Support—Promotion and Advocacy in the Community for our Mission and Goals*, moderated by Jane Barnwell, Pacific Librarian, Hamilton Library, UH-Manoa. Panelists: Imengel Mad, Palau Community College/ Palau Association of Libraries; Lydia Tibon, Marshall Islands Library Association/ University of the South Pacific Service Center; Ruth Horie, Hamilton Library, UH-Manoa; Laura Kaspari-Hohmann, CNMI Libraries; Carmina Lihpai, PIALA; Marinoa Tiare, Kiribati Library Association.

PIALA General Membership Meeting: Fiscal Report, next meeting in Majuro, November 2004, international partnership with Hawaii Library Association.

Closing Activities: Gifts for presenters, Farewell, Lucky Draw

Nan Madol Field Trip, hosted by Emensio Eperium, Pohnpei Historic Preservation Office and Rufino Mauricio, FSM Historic Preservation Office.

Farewell Dinner/ Reception at Pohnpei Public Library hosted by Feliciano Perman, Speaker of the Pohnpei State Legislature. Food preparation and singing by Sokehs Women's Group. Singing and entertainment offered by entity groups. Recognition of Conference Planning Committee.

## Appendix 2: Chronology of PIALA Conferences With Link to Proceedings

PIALA Organizational Meeting. February 26-28, 1991, University of Guam Robert F. Kennedy Memorial Library. Mangilao Guam, Territory of Guam

1<sup>st</sup> PIALA '91 Conference – Preserving Knowledge for Tomorrow.

October 1-3, 1991, Belau National Museum, Koror, Republic of Palau.

2<sup>nd</sup> PIALA '92 Conference – Meeting Information and Conservation Needs Today and Tomorrow.

November 5-7, 1992, Palikir, Pohnpei, Federated States of Micronesia.

3<sup>rd</sup> PIALA '03 Conference – Collecting, Preserving & Sharing Information in Micronesia.

October 13-15, 1993, Joeten-Kiyu Public Library, Saipan, Commonwealth of the Northern Mariana Islands.

<http://www.eric.ed.gov/PDFS/ED378972.pdf>

4<sup>th</sup> PIALA '94 Conference – Pacific Information Liberation: The Wave of the Future

November 4-9, Palace Hotel, Tamuning, Territory of Guam.

<http://www.eric.ed.gov/PDFS/ED389331.pdf>

5<sup>th</sup> PIALA '95 Conference – Preservation of Culture through Archives and Libraries

November 6-10, Head Start Building Conference Room, Colonia, Yap, Federated States of Micronesia.

<http://www.eric.ed.gov/PDFS/ED412941.pdf>

6<sup>th</sup> PIALA '96 Conference – Jaketo Jakerak Kobban Alele Eo/Identifying, Using and Sharing Local Resources.

November 5-8, 1996, Outrigger Marshall Islands Resort Melele Room, Majuro, Republic of the Marshall Islands.

<http://www.eric.ed.gov/PDFS/ED411786.pdf>

7<sup>th</sup> PIALA '97 Conference – Wasahn Kamarain/Place of Enlightenment.

November 3-5, 1997, College of Micronesia-FSM, Learning Resource Center, Palikir, Pohnpei, Federated States of Micronesia.

<http://www.eric.ed.gov/PDFS/ED422011.pdf>

8<sup>th</sup> PIALA '98 Conference – Libraries, Archives and Museums: What's in Them for Us?

November 17-19, 1998, Rose Mackwelung Library, Tofol, Kosrae, Federated States of Micronesia.

<http://www.eric.ed.gov/PDFS/ED433031.pdf>

9<sup>th</sup> PIALA '99 Conference – A Meleketek A Didil A Chais/Building Information Bridges.

November 17-19, 1999, Palau Community College, Koror, Republic of Palau

10<sup>th</sup> PIALA 2000 Conference- Libraries and Archives: Where Information and Language Literacy Begins; joint with the 13<sup>th</sup> Annual Regional Language Arts Conference – Engaged Readers and Writers in Multicultural Islands Communities

November 9-11, 2000, Holiday Inn Resort, Tumon, Territory of Guam.

<http://www.eric.ed.gov/PDFS/ED498250.pdf>

11<sup>th</sup> PIALA 2001 Conference – cancelled

12<sup>th</sup> PIALA 2002 Conference – Libraries, Museums and Archives: the Coconut Trees of Life  
November 20-22, 2002, Truk Stop Hotel, Weno, Chuuk, Federated States of Micronesia.

13<sup>th</sup> PIALA 2003 Conference – Voyaging from the Past, to the Present, and into the Future: Knowing Your Heritage.

November 4-6, 2003, Pohnpei, Federated States of Micronesia

## Appendix 3: Hawaii Library Association Resolution on the International Partnership Between HLA and PIALA



Hawai'i Library Association

### RESOLUTION ON THE INTERNATIONAL PARTNERSHIP BETWEEN THE HAWAII LIBRARY ASSOCIATION AND THE PACIFIC ISLANDS ASSOCIATION OF LIBRARIES AND ARCHIVES

WHEREAS, the Hawaii Library Association is a chapter of the American Library Association; and

WHEREAS, in February 1998 American Library Association President Barbara Ford called on chapters of the American Library Association to form partnerships with international library associations as part of the American Library Association's "Global Reach, Local Touch" theme; and

WHEREAS, the Hawaii Library Association and the Pacific Islands Association of Libraries and Archives are both located in the Pacific and share common concerns; and

WHEREAS, Hawaii Library Association Vice President/President-Elect Ruth Horie, with the assistance of Arlene Cohen of PIALA, proposed to the respective Executive Boards of the Hawaii Library Association and the Pacific Islands Association of Libraries and Archives that an international partnership be established to exchange newsletters, discuss common issues, share ideas and expertise, attend each other's conferences and link homepages; and

WHEREAS, the respective Executive Boards of the Hawaii Library Association and the Pacific Islands Association of Libraries and Archives have approved the establishment of an international partnership between the two Associations; and

WHEREAS, the Hawaii Library Association has informed the American Library Association that an international partnership with the Pacific Islands Association of Libraries and Archives has been established; and

WHEREAS, the Hawaii Library Association has supported its Vice President/President-Elect, Ruth Horie, to attend the 1998 annual conference of the Pacific Islands Association of Libraries and Archives as a gesture of goodwill;

P.O. Box 4441 • Honolulu, HI 96812-4441 • Website: <http://hypatia.sls.hawaii.edu/~hla> • E-mail: [hla@hypatia.sls.hawaii.edu](mailto:hla@hypatia.sls.hawaii.edu)

THEREFORE, BE IT RESOLVED that the international partnership between the Hawaii Library Association and the Pacific Islands Association of Libraries and Archives be officially recognized; and

BE IT FURTHER RESOLVED that copies of this resolution be provided to the Pacific Islands Association of Libraries and Archives and the American Library Association and that the resolution be read at the annual conference of the Pacific Islands Association of Libraries and Archives on November 18-19, 1998 at Tofol, Kosrae, Federated States of Micronesia; and also at the annual conference of the Hawaii Library Association on November 22, 1998 at Honolulu, Hawaii, United States of America.

PASSED ON THIS 2nd day of November, 1998, at the monthly meeting of the Executive Board of the Hawaii Library Association, at Honolulu, Hawaii, United States of America.

Signed:

Handwritten signature of Helen Wong Smith in black ink.  
Helen Wong Smith, President



## Appendix 4: PIALA flyer


**Join PIALA!**

Name \_\_\_\_\_  
 Mailing Address \_\_\_\_\_  
 Email \_\_\_\_\_ Phone \_\_\_\_\_ FAX \_\_\_\_\_

Position (if applicable) \_\_\_\_\_

Please check membership type:  Library  Archives  Museum  
 Individual  Institutional  Corporate

Membership is US \$20 for individual and US \$50 for institutional. Please send a check and fill membership application to:  
 Lydia Tibon, PIALA Treasurer,  
 P.O. Box 10337,  
 Honolulu, HI 96810-0337  
 Regular hours: 9am-5pm HST



Welcome to the  
**Pacific Islands Association of  
 Libraries and Archives**

### What is PIALA?

The Pacific Islands Association of Libraries and Archives (PIALA) is an organization fostering awareness and encouraging cooperation and resource sharing among the libraries, archives, museums, and related institutions of the Pacific Islands. PIALA's goals are promoting knowledge of the functions, resources, services, and needs of regional collections; developing and promoting programs for the extension and improvement of services in the region; providing a forum for the exchange

of ideas and information and for discussing issues of interest; and offering continuing education.

PIALA membership is open to all individuals, institutions, and corporations interested in supporting its goals. Annual PIALA meetings rotate throughout the region.

### PIALA Publications

PIALA Newsletter. Published 2-3 times a year. Free with PIALA membership.

Union List of Serials in Libraries in Guam and Micronesia — October 2002 ed. Price: \$14.50

PIALA 2000: Libraries and Archives: Where Information and Language Literacy Begin — Selected papers of the 10th PIALA Conference. In press. Price: \$25.00

PIALA '98: Libraries, Archives and Museums: What's in Them for Us? — Selected papers of the 8th PIALA Conference. Price: \$25.00

PIALA '97: Place of Enlightenment — Papers of the 7th PIALA Conference. Price: \$25.00

PIALA '96: Identifying, Using and Sharing Local Resources — Selected Papers from the 6th PIALA Conference. Price: \$25.00

PIALA '95: Preservation of Culture through Archives and Libraries — Selected Papers from the 5th PIALA Conference. Price: \$20.00

PIALA '94: Pacific Information Liberation: The Wave of the Future — Selected Papers from the 4th PIALA Conference. Price: \$13.50

PIALA '93: Collecting, Preserving and Sharing Information in Micronesia — Selected Papers from the 3rd PIALA Conference. Price: \$10.

For information on PIALA publications, contact Arlene Cohen <acohen@uog9.uog.edu>

Visit our web site!  
<http://www.uog.edu/rh/piala/piala.html>

### 2002 - 2003 PIALA Executive Board

**Carmina Lihpal** — President  
 Pohnpei Public Library  
 Kolonia, Pohnpei, Federated States of Micronesia  
 E-mail: <ppi@mail.fm>

**Imengei N. Mad** — Vice-President  
 Palau Community College Library  
 E-mail: <imengeim@palau.edu>

**Lynn Sipenuk** — Secretary/PIALA Newsletter Editor  
 Chuuk High School Library  
 Weno, Chuuk, FSM  
 E-mail: <LynnSipenuk@mail.fm>

**Lydia Tibon** — Treasurer  
 University of the South Pacific  
 Marshall Islands Centre  
 E-mail: <tibon\_l@usp.ac.fj>

**Kevin Latham** — CNMI Representative  
 Joeten-Kiyu Public Library  
 Saipan, Commonwealth of the Mariana Islands  
 E-mail: <kclatham@usa.com>

**Arlene Cohen** — Guam Representative  
 RFK Library, University of Guam  
 Mangilao, Guam  
 E-mail: <acohen@uog9.uog.edu>

**Aaron Sigrah** — Kosrae Representative  
 Kosrae Library Resource Center  
 Tolofm Kosrae, Federated States of Micronesia  
 E-mail: <sigraharon@hotmail.com>

**Isabel Rungrad** — Yap Representative  
 Yap State Public Library  
 Colonia, Yap, Federated States of Micronesia  
 E-mail: <ypl@mail.fm>

# Appendix 5: 13<sup>th</sup> PIALA Annual Conference registration materials

Home Page



Pacific Islands Association of Libraries, Archives, & Museums



## PIALA 2003

Pohnpei, Federated States of Micronesia  
November 3 - 8, 2003

**Voyaging from the Past, to the Present, and into the Future:  
Knowing Your Heritage**

We invite you to join us on the beautiful island of Pohnpei in the Federated States of Micronesia for the 13th Annual Conference of the Pacific Islands Association of Libraries, Museums, and Archives. The year's conference is scheduled for November 3-8, 2003.

PIALA 2003's theme is "Voyaging from the Past, to the Present, and into the Future: Knowing Your Heritage". This year's conference will focus on the role that libraries, museums, archives, and local historical preservation agencies across the Pacific have in preserving and keeping us connected with our island cultural heritages and history.

We invite all interested to submit proposals for papers, workshops, panel discussions, and information sharing sessions that address any aspect of this year's conference theme or related issues. For proposal forms and information click on the "Call for Presentations" link below.

General Information	Who do I contact?	Call for Papers/Presentation
Travel Information	Sponsors	Conference Program
Accommodation	Registration	Speakers
Trade Exhibition		Tours and Activities

### General Information



Pacific Islands Association of Libraries, Archives & Museum



## General Information

Pohnpei State, located in the heart of the Eastern Caroline Islands about halfway between Honolulu and Manila is the largest island in the Federated States of Micronesia (F.S.M.), with a land area of 334 square kilometers, 21 kilometers in diameter, and 112 kilometers in circumference. Its main features of topography are the outer barrier reef, the intertidal lagoon, the fringe reef and mangrove forest, the lowland area on the outer edges of the island, and the central mountain rain forests. The population is about 37,000.

Pohnpei has been tagged as the "Garden Island" because of the luxuriant inland vegetation. The island abounds in tropical forests, cascading mountain streams, spectacular waterfalls, hidden pools and exquisite flora.

Pohnpei island's shoreline is mostly covered by mangrove swamps and some artificial beaches have been created to allow easier water access. The nearby atoll islands however, boast magnificent beaches. Snorkeling and scuba diving trips to off shore sites reveal colorful and abundant marine life.

Pohnpei is unique in its beauty, history and culture - a place where tourism experiences can include extensive and rewarding contact with locals. Sightseeing, especially the amazing ruins of Nan Madol will be a high priority for most visitors.

For more visitor and tourism information we suggest you visit one of these sites:

Visit Pohnpei  
Pohnpei Tourism  
Visitors

- \* The weather is about 85 degrees and it is humid. It rains a lot!
- \* Dress: Casual "island wear" is appropriate. Skinky bathing suits and extremely short pants and skirts for women in public gatherings generally are not appropriate.
- \* Currency: U.S. Dollars
- \* Entry permit : 30 day tourist permits are issued upon arrival. A valid passport is required. Please refer to this link Travel info. for more information.
- \* Public transportation: Taxi is \$1.00 to \$2.00 to anywhere and an additional dollar for every stop along the way.
- \* Rental cars: Please refer to this link: Transportation
- \* Phone: Phone cards for long distance calls are available at FSM Telecom and other stores in town (\$5, \$10, \$20, \$25)
- \* Internet available: FSM Telecom (\$4.00/hour), Computer Island (\$3.00/hour)

Who do I contact?



Pacific Islands Association of Libraries, Archives & Museums



## Who do I contact?

Carmina Lihpai, PIALA President and Conference Chair  
Box 284  
Pohnpei Public Library  
Kolonía, Pohnpei  
Federated States of Micronesia  
ppl@mail.fm  
Phone: 691-320-2480

Jean Thoulag, Learning Resources Center, College of Micronesia-FSM  
Box 159  
Pohnpei, FM 96941  
thoulagj@comfsm.fm  
Phone: 691-320-2480 ext. 140  
Fax: 691-320-2479

Iris Falcam, Pacific Librarian, College of Micronesia-FSM  
Box 159  
Pohnpei, FM 96941  
ifalcam@comfsm.fm  
Phone: 691-320-2480 ext. 126  
Fax: 691-320-2479

Dr. Rufino Mauricio, FSM National Historic Preservation Officer  
Box PS-70  
Pohnpei, FM 96941  
hpo@mail.fm  
Phone: 691-320-2343  
Fax: 691-320-5634

Call for papers/Presentation



Pacific Islands Association of Libraries, Archives & Museums



PACIFIC ISLANDS ASSOCIATIONS OF LIBRARIES, ARCHIVES AND MUSEUMS (PIALA)  
c/o Pohnpei Public Library  
P. O. Box 284, Kolonia Pohnpei  
Federated States of Micronesia 96941  
Phone: (691) 320-2423  
E-mail: ppl@mail.fm

## Call for Presentations

PIALA 2003 13th Annual Conference  
"Voyaging from the past, to the present, and into the future:  
Knowing your heritage"

We welcome a variety of sessions related to our theme and of interest to any or all of those working in libraries, archives, records management, museums, and historic preservation agencies in the region. We seek a balance of hands on workshops, information sharing sessions, research presentations, and panel discussions.

This year we also hope to include poster sessions. For poster sessions, we will provide an area for the poster display and provide a 5 minute slot for an oral presentation to the whole group to highlight key information of the poster content.

Please submit the presentation form below or provide the requested information by September 15, 2003 to

Jean Thoulag

Box 159  
College of Micronesia-FSM  
Pohnpei, FM 96941

thoulagj@comfsm.fm

fax #691-320-2479

Call for papers/Presentation

**Request for Presentation  
PIALA 2003**

Name of Presenter: \_\_\_\_\_  
 Name and Title of Co-Presenters: \_\_\_\_\_  
 Institution/Title: \_\_\_\_\_  
 Mailing Address: \_\_\_\_\_  
 Phone: \_\_\_\_\_ Fax: \_\_\_\_\_  
 E-mail: \_\_\_\_\_  
 PIALA Member: Yes No All presenters will be required to pay the conference registration fees  
 Arrival date and time: \_\_\_\_\_ Departure date and time: \_\_\_\_\_  
 Title of Session/Presentation: \_\_\_\_\_  
 I am requesting time for:  1.5 hour awareness/information sharing  
 1.5 hour panel discussion  
 1.5 hour skill building/hands-on workshop  
 3.0 hour skill building/hands-on workshop  
 6.0 hour skill building/hands-on workshop  
 Poster Session  
 Other: \_\_\_\_\_  
 Equipment Request:  
 Tape or CD player  Multimedia Projector  
 VCR and Monitor  Other: \_\_\_\_\_  
 Abstract or Summary of Presentation (Provide a summary of your sessions and a brief description of your presentation that you want printed in the conference program)

Home Page

Travel Information



Pacific Islands Association of Libraries, Archives & Museums



## Travel Information

**Departure Tax:** ---US \$10.00

**Access to FSM:**--Travel to FSM requires connecting with Continental Airlines flights either in Guam or Honolulu, Hawaii, or Majuro, Republic of the Marshall Islands.

**Entry Requirements for the FSM**

All visitors are required to have a valid passport of country of origin or nationality. A permit is not required for a person visiting the FSM for 30 days or less. Upon arrival, all non-citizens must present a completed "FSM Immigration Arrival and Departure Record." This form is furnished by Continental Airlines prior to arrival at the point of entry. Citizens and nationals of the FSM, Republic of Palau, the Republic of the Marshall Islands, or the United States may prove citizenship or nationality by possessing a passport, birth certificate or FSM entry permit. Those wishing to visit the FSM for a period exceeding 30 days must also complete an **entry permit**.

For information on entry permits/visas go to Entry Permit

General Information	Who do I contact?	Call for Papers/Presentation
Travel Information	Sponsors	Conference Program
Accommodation	Registration	Speakers
Trade Exhibition	Home Page	Tours and Activities